

# LESSON



## The King's Dream

### WORSHIP

We are happy to worship God.

#### References

Daniel 2:1-28, 46-49; *Prophets and Kings*, pp. 491-502.

#### Memory Verse

"I want to . . . tell people the Good News about God's grace" (Acts 20:24, ICB).

#### Objectives

##### The children will:

**Know** that they can help other people know and worship God.

**Feel** a willingness to help others know God.

**Respond** by telling others about God.

#### The Message



We worship God when we tell others about Him.

## Getting Ready to Teach

#### The Bible Lesson at a Glance

King Nebuchadnezzar has an important dream from God. He calls his wise men (counselors) together and demands that they tell him what he has dreamed and what the dream means. They can't. So the king gives orders to have all the wise men in his kingdom killed. Daniel wasn't there, so a servant goes to find him and brings him before the king. Daniel asks for time to pray. The king agrees. Daniel and his three friends pray, and God helps him to know and under-

stand the king's dream. Daniel's first response is to praise God. Daniel does not take credit for the interpretation, but tells the king about the God of Israel. The king is so excited that he says Daniel's God is the one true God.

#### ***This is a lesson about worship.***

When we stand before people in high—or low—places and share our messages from God's Word and tell what we know about Him, we are worshiping God as Daniel did.

# SIX

Program Outline			
LESSON SECTION	MINUTES	ACTIVITIES	MATERIALS NEEDED
<b>Welcome</b>	ongoing	Greet students at door; hear pleased/troubled	none
<b>1 Readiness Options</b>	up to 10	A. <i>Good News! Pass It On!</i> B. <i>Guess the Number</i>	none none
<b>* Prayer and Praise *</b>	up to 10	See page 63. <b>*Prayer and Praise</b> may be used at any time during the program.	
<b>2 Bible Lesson</b>	up to 20	Experiencing the Story	narrator, two adult volunteers in Bible-times costumes, blanket and pillow
		Bible Study	Bible
		Memory Verse	Bible
<b>3 Applying the Lesson</b>	up to 15	A. <i>The Way We Worship</i> B. <i>Jesus Is My Friend</i>	masking tape, sticks, yarn or stones; paper; drawings or pictures (see activity) none
<b>4 Sharing the Lesson</b>	up to 15	<i>Jesus at the Door</i>	Door pattern (see p. 142), heavy paper, crayons, buttons (optional), glue (optional)

## Teacher Enrichment

"Behold the Jewish captive, calm and self-possessed, in the presence of the monarch of the world's most powerful empire. In his first words he disclaimed honor for himself and exalted God as the source of all wisdom" (*Prophets and Kings*, p. 494).

"Soon after Daniel and his companions entered the service of the king of Babylon . . . Nebuchadnezzar had a remarkable dream, by which 'his spirit was troubled, and his sleep brake from him.' But although the king's mind was deeply impressed, he found it impossible, when he awoke, to recall the particulars.

"Dissatisfied with their evasive answer, and suspicious because . . . they . . . seemed unwilling to grant him help, the king commanded his wise men, with promises of wealth and honor on the one hand, and threats of death on the other, to tell him not only the interpretation of the dream, but the dream itself" (*Prophets and Kings*, pp. 491, 492).

Do we faithfully honor God in our daily relationships? Do our Sabbath School children see the love of Christ in all we do and say?

## Room Decorations

See Lesson 5.

# Teaching the Lesson

## Welcome

Welcome children at the door. Ask how their week has been—what they are pleased/troubled about. Encourage them to share any experiences from last week's lesson study. Have them begin the readiness activity of your choice.



## Readiness Activities

Select the activity most appropriate for your situation.

### A. Good News! Pass It On!

Number the children to make groups of five or six children per group. Arrange each group in a line. Say: **Do you know that some people don't know about Jesus? Can you believe it? Well, I've got good news!**

Whisper one of the following messages to the first child in each line. Tell them to pass it on to the next person, then sit down.

Jesus loves you.

Jesus wants to be your friend.

Jesus thinks you're special.

When all are sitting, ask each group what their good news was. Rotate the lines and the messages so each child gets an opportunity to hear the good news first.

### Debriefing

Allow responses as you ask: **Was it fun hearing the good news? Was it fun passing it along? Do you know that Jesus is very happy when we tell others about Him? Jesus wants everyone to know that He loves them. We worship Jesus when we share our good news like we did in Sabbath School today. Our Bible story is about some good news Daniel told the king. Today's message is:**



**We worship God when we tell others about Him.**

**Say that with me.**

### B. Guess the Number

Have the children get in groups of three with an adult helper. Say: **We are going to play a guessing game. I would like the adult to think of a number between 1 and 10. Now you children can take turns guessing the number they are thinking of.** Take turns guessing and thinking of a number.

**Debriefing**

Allow responses as you ask: **Was it easy or hard to guess the right number? Can anyone know what someone else is thinking? Who is the only one who can? That's right, God. Our Bible story is about a king who had a dream that he couldn't remember. Only God knew what the king had dreamed, and He told Daniel what to say to the king. Today's message is:**



We worship God when we tell others about Him.

Say that with me

## PRAYER AND PRAISE

**Fellowship**

Report the students' joys and sorrows (pleased and troubled) as reported to you at the door (as appropriate). Allow time for sharing experiences from last week's lesson study and review the memory verse. Acknowledge any birthdays, special events, or achievements. Give a special, warm greeting to all visitors.

**Suggested Songs**

- "Blessings" (*Little Voices Praise Him*, no. 302)
- "Little Feet, Be Careful" (*Little Voices Praise Him*, no. 307)
- "Share the Good News" (*Little Voices Praise Him*, no. 312)
- "You've Got to Tell" (*Little Voices Praise Him*, no. 315)
- "This Little Light of Mine" (*Little Voices Praise Him*, no. 313)

**Mission**

Use a story from *Children's Mission*. Ask: **How did people worship God in our story today?** Don't limit discussion to Sabbath activities.

**Offering**

Say: **We can worship God by bringing our offerings so others can learn about Him.**

**Prayer**

Say: **We can pray to God in many different ways. Let's sing a song for God as our prayer today.** Sing "God Is So Good" (*Little Voices Praise Him*, no. 88). Sing alternate verses: *Kneel down and pray . . . to our God above. And God hears my prayers. He hears every word.*

\*Prayer and Praise may be used at any time during the program.

2

## Bible Lesson

### Experiencing the Story

#### You Need:

- ☐ narrator
- ☐ two adults in Bible-times costumes
- ☐ blanket and pillow

*Dim the lights. King Nebuchadnezzar lies down with the pillow and the blanket, pretending to sleep. During the king's story, have Daniel come in and lie down in the back of the class.*

**Narrator:** Our story today begins a very long time ago. A very powerful king, King

Nebuchadnezzar, lived in a palace. He had lots of helpers, even some who were wise men. Wise men helped the king with answers to hard questions and told him what his dreams meant. One night the king had a strange dream. *[The king starts tossing and turning and finally wakes up.] [Whisper.]* Oh, the king is waking up. Let's ask him to tell us the story.

**King:** Oh! Hello! Good morning!

**Narrator:** King Nebuchadnezzar, will you tell us about your dream?

**King:** Yes, of course. A few nights ago, I went to bed like I always do. I hadn't been sleeping long when I began dreaming. Do all of you know what a dream is? It's kind of like seeing pictures in your sleep. Sometimes the pictures are nice, and sometimes they are scary.

Well, I had this dream that was so confusing! I couldn't figure out what it meant! Finally, I got out of bed and sent my helpers to get my wise men. They help me find answers when I have hard questions, or if I don't understand what my dreams mean.

Well, the wise men came, and I asked them to tell me what my dream meant. The wise men asked me to tell them the dream, and they would tell me what it meant.

I said "No! You tell me my dream, and what it means, then I'll know that

the meaning is true." You see, I was thinking that these wise men were trying to trick me by making up stories about my dreams. I thought I'd test them. I told the wise men that if they couldn't tell me my dream and what it meant, they would be in big, big trouble. All of them. Guess what? Do you think they could tell me my dream? They said that nobody could tell me what I had dreamed. I knew then that they had been tricking me all along. They didn't really know what my dreams meant, they were just guessing.

I sent my guards to find all of the wise men because they were in big, big trouble. My guards went to Daniel and told him that he was in big trouble! They told him that I'd had a dream, but nobody could tell me what it was or what it meant! Then . . . Wait! Daniel is close by, let's ask him to tell you the rest of the story. Can someone be my helper? Can someone go wake up Daniel? He's just over there *[point to back of the room]*.

**Daniel:** Oh, hello!

**King:** Daniel, tell my friends about my dream.

**Daniel:** Yes, sir. *[Sits next to king.]* Well, the guards told me that I was in big trouble because the wise men couldn't tell the king what he had dreamed. I didn't know what the king had dreamed either, but I knew that God did. God knows everything! I asked if I could see the king, and the guards took me to him.

**King:** Daniel asked me for time to talk to God about my dream. He said that God knows everything, even my dreams and what they mean! I really wanted to know what the dream meant, so I said yes.

**Daniel:** I went home and prayed with my three friends. We prayed for a long time, then I went to bed. Do you know what happened? Who can guess? That night God showed me the king's dream. God also showed me what the dream meant. God was trying to tell the king something, so God told him in a dream.

I was so excited! Right away, I got down on my knees and thanked God.

Then I asked to see the king. The king asked me if I could tell him his dream and its meaning. I told him that no one could; only God could. God knows everything. God sent the dream to the king because God had a message for him. Then I described his dream about a great statue and what it meant.

**King:** I was so pleased! I told Daniel that now I knew that his God was the God of gods and the Lord of kings! Because God was with Daniel, I gave him a very important job. I gave him lots of presents to thank him. But best of all, now I know the true God, the King of kings and Lord of heaven. Thank you, Daniel, for telling me about God.

### Debriefing

Allow responses as you ask: **Have you ever dreamed something, then couldn't remember it when you woke up? How did you feel? That's how King Nebuchadnezzar felt.**

**Do you know anyone who doesn't know about God? King Nebuchadnezzar didn't know much about God, but Daniel helped by telling him more. It makes God happy when we tell others about Him. Remember our message:**



We worship God when we tell others about Him.

**Say that with me.**

### Bible Study

Open your Bible to Daniel 2:1-28 and 46-49. Point to the text and say: **This is where today's story is found in God's Word, the Bible.** Read selected verses aloud, paraphrasing as necessary.

### You Need:

☐ Bible

### Debriefing

Ask: **Who had a dream? Who couldn't tell the king his dream? Who could? Who helped Daniel know the king's dream? What did the king say about God after he listened to Daniel? Would you like to tell others about God as Daniel did? Remember . . .**



We worship God when we tell others about Him.

**Say that with me.**

### Memory Verse

Turn to Acts 20:24 and say: **This is where we find our memory verse in God's Word, the Bible.** Read the verse aloud: **"I want to . . . tell people the Good News about God's grace."** Then proceed to teach the memory verse as outlined below.

### You Need:

☐ Bible

**I want**

Point to self.



**to . . . tell**

Touch finger to mouth; then move hand forward in an arc to waist level.



**people**

Point to others.



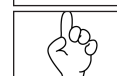
**the Good News**

Arms open wide.



**about God's grace.**

Point upward.



**Acts 20:24**

Palms together, then open.



# 3

## Applying the Lesson

### A. The Way We Worship

#### You Need:

- ☐ masking tape, sticks, yarn, or stones
- ☐ paper
- ☐ drawings or pictures

Make a three- by three-foot (1 meter x 1 meter) grid on the floor with the tape, sticks, yarn, or stones. Make each square at least one square foot (30 cm square). Tape the drawings or pictures of people in different worship activities in the boxes.

(Note: Worship is more than attending church—it is our response to God’s love that is demonstrated through our lives. Don’t limit the pictures to typical religious activities. We can worship God by taking good care of animals, sharing with neighbors, taking someone flowers, being kind to a newcomer, as well as praying, going to church, singing, and telling others about God.)

Scrunch up a piece of paper into a ball. Let each child roll the paper ball onto the grid. As it lands on a picture, ask the child how they can use that activity to worship God.

#### Debriefing

Allow response time as you ask: **How do we worship God? Do we worship Him only when we are at church or praying or singing about Him?**

Say: **It is good to worship God with our friends and family at church, but we also worship God when we are helping someone, sharing, taking care of the things Jesus gives us, or telling others about Him.**

**We don’t always have to use words for someone to know about Jesus. People watch what we do, too. They notice if we are acting like Jesus. And when we do, we’re worshipping God. Let’s say our message together:**



We worship God when we tell others about Him.

### B. Jesus Is My Friend

Say: **Just as Daniel told the king about God, we can tell others about God too. What are some ways we can tell others about God’s love?** (Sing a song, draw a picture, hold someone’s hand, talk to them, etc.) **We’re going to learn a finger play that we can use to help others learn about Jesus.**

<b>Jesus, Jesus.</b>	Point upward.
<b>He’s my friend.</b>	Point upward; then hook index fingers together.
<b>I will praise Him ‘til the end.</b>	Point to self; wave and wiggle hands in the air.
<b>Jesus, Jesus.</b>	Point upward.
<b>He loves you.</b>	Point upward; then cross hands over your chest; point to someone.
<b>Will you be His good friend too?</b>	Point to someone; hook index fingers together.

Do the finger play several times. The last two times, have children face each other.

#### Debriefing

Allow response time as you ask: **What are some ways we can tell others about Jesus?** (talking to them, singing to them, helping, sharing, listening, smiling, etc.) **Jesus likes it when we tell others about Him in all these ways. By sharing Jesus’ love,**

**we are worshiping Him. Let's say our message together:**



We worship God when we tell others about Him.

## 4

### Sharing the Lesson

#### Jesus At the Door

In advance, make copies of the door pattern (see p. 142) on heavy paper for each child. Have the children color the door and glue on a button for the door-knob (optional).

Ask: **Do you know that Jesus wants everyone to know Him? He is waiting to see who will open their life to Him. He wants us to allow Him into our lives so He can help us. When we let Jesus into our lives, we can tell others how much He loves them too.**

#### Debriefing

Say: **Many people don't know that Jesus loves them. Share your door with people this week and tell them how much Jesus loves them. And don't forget our message:**



We worship God when we tell others about Him.

**Say that with me.**

#### You Need:

- ☐ Door pattern (see p. 142)
- ☐ heavy paper
- ☐ crayons
- ☐ buttons (optional)
- ☐ glue (optional)

#### Closing

Encourage a child to pray for closing. Wish everyone a good week and remind them to share what they learned with their families when they get home.



STUDENT LESSON

# The King's Dream

## References

Daniel 2:1-28,  
46-49; *Prophets  
and Kings*, pp.  
491-502

## Memory Verse

"I want to . . . tell  
people the Good  
News about  
God's grace"  
(Acts 20:24, ICB).

## The Message

We worship  
God when we  
tell others  
about Him.

*Have you ever had a dream? Was it fun remembering it when you woke up? A long time ago a king had a strange dream.*

King Nebuchadnezzar groaned and rolled over in his bed. He opened his eyes and looked around. It was still very dark. The king thought about the strange dream he had just had. He tried to go back to sleep. But it was no use. "Bring the wise men!" he called to his guards.

Quickly the guards woke up some of the wise men and rushed them to the king. King Nebuchadnezzar frowned at the men. "I had a dream that troubles me," he said.

"O king," replied the men, "live forever! Please tell us your dream. Then we will tell you what it means."

"No!" King Nebuchadnezzar shouted. "You must tell me the dream. And then you must tell me what it means."

The wise men looked at each other. They did not smile. "No one can do what the king asks," they whispered.

King Nebuchadnezzar became angry. "Take them away! Take all the wise men away!" he ordered.

Daniel, one of the wise men, had not been awakened. He learned of the trouble when the guards came to take him away with the others. "What is troubling the king?" Daniel asked.

The guard explained, "The king has had a troubling dream. And the wise men couldn't tell him what it was."

"Please," Daniel said, "let me talk to the king."

Daniel bowed before the king. "Please give me some time," he asked politely. "I want to pray to my God and ask Him to tell me your dream and what it means."

King Nebuchadnezzar frowned, but he agreed.

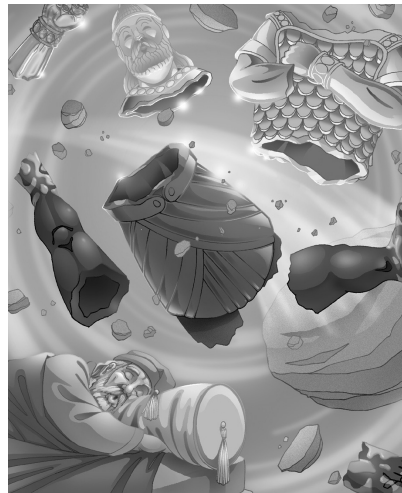
Daniel hurried to his three best friends. Together they prayed that God would show Daniel this secret. That night God did tell Daniel the king's dream.

In the morning Daniel went back to King Nebuchadnezzar. "Can you tell me what I dreamed and what it means?" the king demanded.

"No," Daniel answered. "I can't. But there is a God in heaven who explains secret things." And Daniel told the king exactly what he had dreamed, and what it meant.

"That's my dream!" shouted King Nebuchadnezzar. "Now I know that your God is the greatest of all!" he exclaimed.

Nebuchadnezzar made Daniel a ruler in the kingdom. And he put Daniel in charge of the other wise men. Daniel was happy to help. He was happy about helping the other wise men get out of trouble. But Daniel was happiest because the king now knew that the God of heaven is the true God.



# Do and Say

## Sabbath

Each day this week, read the lesson story together\* and review the memory verse.

**I** . . . . . Point to self.

**want to . . . tell** . . . Touch finger to mouth.

**people**

**the Good News** . . . Arms open wide.

**about God's grace.** . Point upward.

**Acts 20:24** . . . . . Palms together, then open.

## Sunday

Encourage your child to share the door picture they made in Sabbath School. (Or help them draw and color a picture of your front door with Revelation 3:20 written on it: "Here I am! I stand at the door and knock. If anyone hears my voice and opens the door, I will come in and eat with that person, and they with me [NIV]."

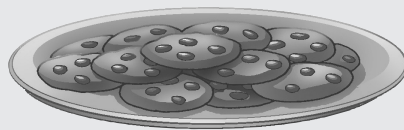
## Monday

Help your child bake cookies, draw

a picture, or cut

some flowers for a friend or neighbor and tell them that Jesus loves them.

Pray with your child that all their friends will learn to love Jesus.




## Tuesday

Look at magazines or books to find ways people could tell others about Jesus (helping, listening,

talking, etc.). Have your child act out ways they can share Jesus with others.

## Wednesday

Have your child think of a number between 1 and 10. You guess the number. How many tries does it take you to get the right number? Reverse. Talk about how only God knows our thoughts and dreams.



## Thursday

Read Daniel 2:1-28 and 46-49 together. Ask: What did the king want his wise men to do? Why couldn't they? What did King Nebuchadnezzar learn about God? What can other people learn about God from you?

Help your child draw a picture of a dream they have had and tell about it. Tell your child about a happy dream you've had. Thank Jesus for happy dreams.

## Friday

Act out the Bible story with your family for worship.

Play "God's Messenger" with your family. Think of good things to tell others about God and whisper them to each other around a circle.

\* You may want to read *Prophets and Kings*, pp. 491-502, for your personal devotions this week.