


LESSON



Just a Shepherd Boy?

COMMUNITY

We respect one another.

References

1 Samuel 16:1-13; *Patriarchs and Prophets*, pp. 637-642.

Memory Verse

"People look at the outside of a person, but the Lord looks at the heart"
(1 Samuel 16:7, ICB).

Objectives

The children will:

Know that everyone is valued by Jesus.

Feel valued by Jesus.

Respond by showing respect to others.

The Message

God's people think everyone is valuable and important.

Getting Ready to Teach

The Bible Lesson at a Glance

God speaks to Samuel and tells him to go to Bethlehem, find Jesse's family, and anoint one of Jesse's sons as the next king of Israel. So Samuel goes to Bethlehem. He sees seven of Jesse's sons and thinks each one could be the next king, but God says no to each one. Samuel asks Jesse if he has any more sons, and Jesse sends for the youngest, David, who is watching the sheep. God

tells Samuel that David is the one he is to anoint, and Samuel anoints David to be the next king.

This is a lesson about community.

Samuel respected David even though he was only a shepherd boy. In a Christian community we honor God as we show respect for other people regardless of their age, where they live, or what they do for a living. We are all God's children.

ONE

Program Outline			
LESSON SECTION	MINUTES	ACTIVITIES	MATERIALS NEEDED
Welcome	ongoing	Greet students at door; hear pleased/troubled	none
1 Readiness Options	up to 10	A. <i>Special Things</i> * B. <i>Little Things</i>	fruit, tray, kitchen knife small items (see activity), gift-wrapped boxes
* Prayer and Praise*	up to 10	See page 13. *Prayer and Praise may be used at any time during the program.	
2 Bible Lesson	up to 20	Experiencing the Story	picture of Samuel, small oil container
		Bible Study	Bible
		Memory Verse	Bible
3 Applying the Lesson	up to 15	<i>Affirmation Circle</i>	hat(s)
4 Sharing the Lesson	up to 15	<i>Share the Sheep</i>	share the sheep pattern (see p. 140), heavy paper, crayons, glue, cotton balls

*Be aware of any food allergies and adjust accordingly.

Teacher Enrichment

"No outward beauty can recommend the soul to God. The wisdom and excellence revealed in the character and deportment express the true beauty of the man; and it is the inner worth, the excellency of the heart, that determines our acceptance with the Lord of hosts. How deeply should we feel this truth in the judgment of ourselves and others. We may learn from the mistake of Samuel how vain is the estimation that rests on beauty of face or nobility of stature" (*Patriarchs and Prophets*, p. 638).

"Man judges in accordance with his finite judgment. God looks at the char-

acter of the fruit borne and then judges the tree" (*Testimonies for the Church*, vol. 8, p. 183).

What criteria do you use for valuing people? Do you value the children you have in Sabbath School as Jesus values them?

Room Decorations

Use outdoor scenery such as trees, bushes, flowers, etc. to decorate the room. A green sheet or large piece of cloth may represent grass for the sheep. Use a blue sheet or large piece of cloth to represent a river. Have toy stuffed sheep on the grass.

Teaching the Lesson

Welcome

Welcome children at the door. Ask how their week has been—what they are pleased/troubled about. Encourage them to share any experiences from last week’s lesson study or sharing project. Have them begin the readiness activity of your choice.



Readiness Activities

Select the activity most appropriate for your situation.

A. Special Things

You Need:

- fruit
- tray
- kitchen knife

Show a tray of different fruits. Ask: **What fruit is this? Who likes to eat . . .** (show one of the fruits)? **What’s your favorite fruit?** Talk with the children about fruits—their taste, their fragrance, their differences, and how they grow from just one small seed. Show a kiwi fruit or some other fruit that isn’t attractive on the outside. Talk about its appearance. Cut the fruit and show the inside, have the children taste the fruit. Talk about how nice it looks inside, even though it isn’t especially nice on the outside.

Debriefing

Allow response time as you ask: **Which fruit do you like best? Are all fruits good for us? We need to eat fruit because it is good for our bodies. All fruits are important. All are valuable. Some don’t look good on the outside, but they are good inside and good to eat.**

Say: **It’s the same with people. We are all different. We can’t always tell what a person is like by just looking at them. We have to get to know them. God looks at people’s hearts. He knows what they are like inside. He loves every one of us. And how do we treat other people if God thinks they are important? Right! We show love. We treat others as important people because they are important to Jesus. Today’s message is:**



God’s people think everyone is valuable and important.

Say that with me.

B. Little Things

You Need:

- small items
- gift-wrapped boxes

Gift-wrap boxes of different sizes. Before wrapping, put in small things that can make a big difference or that are important, such as seeds, matches, small magnets, keys, the little pin in a pair of glasses, etc. Ask: **Can you guess what’s in this box? Do you think there is something big in this box or something small? Would it be something important or something not so important?**

Have the children open the packages one by one and talk about the object in each package. Ask: **What do we use it for? Why is it important?**

Debriefing

Allow response time as you ask: **Does something have to be big to be valuable or important? Do people have to be grownup to be important to Jesus? It doesn't matter to Jesus that you are small. Jesus loves you just as you are.**

Say: **People who love Jesus also think that everybody is important, that everybody is valuable, and so they treat them with respect. What does it mean to treat someone with respect? It means being kind to that person. It means sharing with that person. It means treating the person the way we would like to be treated. It means loving that person like Jesus loves them. Today's message is:**



God's people think everyone is valuable and important.

Say that with me.

PRAYER AND PRAISE



Fellowship

Report the students' joys and sorrows (pleased and troubled) as reported to you at the door (as appropriate). Allow time for sharing experiences from last week's lesson study and review the memory verse. Acknowledge any birthdays, special events, or achievements. Give a special, warm greeting to all visitors.

Suggested Songs

"Something Nice" (*Little Voices Praise Him*, no. 261)

"Let Us Do Good" (*Little Voices Praise Him*, no. 263)

"Sharing" (*Little Voices Praise Him*, no. 278)

"Things That I Can Do" (*Little Voices Praise Him*, no. 299)

Mission

At the beginning of the quarter, have a special focus on the places that will receive offerings. Use a story from *Children's Mission*.

Offering

Say: **When we bring our offering to Sabbath School it helps others. Helping others show that we think they are valuable and important.**

Prayer

Have a circle prayer. Go around the circle and let the children thank God for someone special in their lives (a family member, a friend, etc.).

*Prayer and Praise may be used at any time during the program.

2

Bible Lesson

Experiencing the Story

You Need:

- picture of Samuel
- small oil container

Say: I'm going to tell you a story, but I need your help. When I show you this picture (Samuel), you'll say "Samuel." I won't say it. You have to say it to help me tell the story. Let's practice (show the picture and have the children say "Samuel").

Read or tell the story.

One fine morning God spoke to His helper, **Samuel** [show the picture and have the children say "Samuel"], and said: "**Samuel** [show picture], I have a special job for you to do. I want you to go to Bethlehem and find a man named Jesse who lives there. I have chosen one of Jesse's sons to be the next king. Fill your container with olive oil and take it with you."

And so **Samuel** [show picture] got ready to go to Bethlehem. He filled a container with olive oil [show container] just as the Lord told him, and started walking. Do you know why he had to take this container with oil? Because when the Lord told him which of Jesse's sons He had chosen to be the next king of Israel, **Samuel** [show picture] would pour the oil on his head to anoint him. That would be a sign that this was the man the Lord had chosen.

Samuel [show picture] walked briskly down the dusty road. He was a bit worried. God hadn't told him the name of the one he was supposed to anoint. How would he know whom to pour the oil on? Well, he thought, *God has spoken to me before, so if He wants me to do this, He'll tell me whom to anoint.*

When **Samuel** [show picture] arrived in Bethlehem, he invited the town lead-

ers to meet with him. He invited Jesse and his sons to come, too, and they came—the town leaders, and Jesse and his sons.

Samuel [show picture] looked at the boys and smiled. One of Jesse's sons was especially tall and handsome. *This is surely the man the Lord has chosen to be the next king,* **Samuel** [show picture] thought to himself.

Jesse introduced this young man to **Samuel** [show picture]. Eliab was a handsome young man. He looked like a prince. Would he be the next king of Israel? No.

God spoke to **Samuel** [show picture]. "Don't look at how handsome that man is," He said. "Don't look at how tall he is. I have not chosen him to be the king."

Then God told **Samuel** [show picture] something very important. "The Lord does not see the same way people see. People look at the outside of a person, but the Lord looks at the heart." Can you help me say this again? [Repeat the memory verse.]

Then Jesse introduced another of his sons to **Samuel** [show picture]. Perhaps he was very hardworking. But God said, "No, he's not the man I'm looking for."

Jesse introduced a third son to **Samuel** [show the picture of Samuel]. This son perhaps was an athlete. Perhaps he had big muscles and was very strong. I'm sure he was good at something. But God said no again, and so did **Samuel** [show picture]. "No, God has not chosen this one either."

Each one of Jesse's seven sons was presented to **Samuel** [show picture]. Now **Samuel** [show picture] was really

puzzled. God had told him to come, and He had told **Samuel** *[show picture]* that He had chosen one of Jesse's sons. But now he had seen Jesse's sons, and none of them was the chosen of the Lord. Oh, wait a minute! Perhaps, just perhaps . . . **Samuel** *[show picture]* turned to Jesse. "Are these all the sons you have?" he asked.

"Well," Jesse said, "I do have one more boy. My youngest is out in the field taking care of the sheep."

"Send for him," **Samuel** *[show picture]* said. "We will not sit down to eat until he gets here."

So Jesse sent a messenger to bring David.

David came. He was a well behaved boy. He loved to sing thank-You songs to the Lord. He loved God. And God loved him. The Lord told Samuel *[show picture]*, "That's the one. Anoint him. He is the one who will be king."

So **Samuel** *[show picture]* took out his container of olive oil *[show container]*. He poured the oil on David's head. And God was with David and blessed him from that day on even though he was a young shepherd boy.

Debriefing

Allow response time as you ask:

Why do you think God chose David? Why didn't He choose one of David's older brothers?

Do you think God can use children for special jobs? Can you remember some other stories in the Bible in which God thought children were important? (Samuel, Joash, the children who came to Jesus, Baby Moses)

Say: **God loves everybody. People who love God also think that everybody is important, that everybody is valuable, and so they treat them with respect.**

Remember our message? Let's say it together:



God's people think everyone is valuable and important.

Bible Study

Open your Bible to 1 Samuel 16:1-13. Point to the text and say:

This is where today's story is found in the Bible. Read the verses aloud, paraphrasing as necessary.

You Need:

Bible

Debriefing

Allow response time as you ask:

Who did Samuel think was going to be king? How do you think he felt when he knew it was David?

How many brothers did David have? Was he the youngest or the oldest? What was David doing when he was called to see Samuel? Was that a very important job?

What did Samuel do to show that David was the one chosen by God? What special job would David have in the future? Did David love God?

Memory Verse

Turn to 1 Samuel 16:7 and say: **This is where we find our memory verse in God's Word, the Bible.** Read the verse aloud.

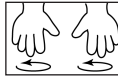
"People look at the outside of a person, but the Lord looks at the heart."

Ask: **What does that mean? People see how others look and what they say and do. But Jesus knows things about people that no one else knows. He knows if they are good or bad inside.**

Then proceed to teach the memory verse as follows:


You Need:

Bible



People

Palms down, rotate hands.



look

Put hand above eyes and “look” from side to side.



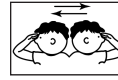
at the outside of a person,

Palms down, move hands downward from chest.



but the Lord

Point upward.



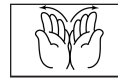
looks

Put hand above eyes and “look” from side to side.



at the heart.

Point to your heart.



1 Samuel 16:7

Palms together, then open.

3

Applying the Lesson

Affirmation Circle

You Need:

- hat(s)

Sit with the children in a circle. Have a paper hat, or a hat made of other available material, for each child which they may keep after Sabbath School. Give the first child a hat and have him or her put it on. Then have everybody say something nice about that child (“He shares toys with me,” or “She likes to help,” and so on).

After everyone has had a chance to say something nice about that child, give a hat to the next child and then everyone says something nice about that child. Continue around the circle. (Large class: form smaller groups and have an adult helper facilitate each group.)

Debriefing

Allow response time as you ask: **How**

do you feel when you say good things about other people? How do you feel when others say nice things about you? Do you think that saying nice things about others is showing them they are important to God? Is this a way of helping others know they are special?

Say: **People who love God think others are important. It doesn't matter if they are big or small, everyone is important to God. And people who love God respect each other. How can you show respect to others?**

Remember:



God's people think everyone is valuable and important.

Say that with me.

4

Sharing the Lesson**Share the Sheep**

In advance make copies of the share the sheep pattern (see p. 140) on heavy paper for each child. The children can glue the cotton balls on the sheep's body and draw David holding a shepherd's rod beside the sheep.

Debriefing

Allow response time as you ask:

How do you think David felt when Samuel poured the oil on his head and told him that he would be the next king of Israel?

How do you feel when someone does something nice for you? How do you feel when you do something nice to others?

Say: **When we do nice things for others, it makes them feel special. People who love God treat others kindly. That makes other people feel happy.**

This week share your sheep with someone you know while you tell them about David. That will make the other person feel that they are loved and important to you.

Let's say our message again:



God's people think everyone is valuable and important.

You Need:

- share the sheep pattern (see p. 140)
- heavy paper
- crayons
- glue
- cotton balls

Closing

Pray that the children will remember that everyone is important to God. Pray that they will find ways to show love to all people this week.

NOTE: Please put a notice in the church bulletin for people to bring in old gloves for a project you will be doing. This is an option to use for Experiencing the Story in Lesson 5.

STUDENT LESSON

Just a Shepherd Boy?

References

1 Samuel 16:1-13; *Patriarchs and Prophets*, pp. 637-642

Memory Verse

“People look at the outside of a person, but the Lord looks at the heart” (1 Samuel 16:7, ICB).

The Message

God’s people think everyone is valuable and important.

Are you important to God? What about your parents, or your friend next door? God thinks all people are important. Even a young shepherd boy named David.

One fine morning the Lord spoke to His prophet Samuel. “Go to Bethlehem,” He said. “Find a man named Jesse who lives there. I have chosen one of Jesse’s sons to be the next king. Fill your container with olive oil, and go.”

Samuel filled a container with olive oil just as the Lord had told him to. When Samuel reached Bethlehem and found out which one of Jesse’s sons was chosen to be the next king, he would pour some of the oil on him.

When he arrived in Bethlehem, Samuel soon found Jesse. Then he got ready to make a sacrifice to the Lord. He invited the town leaders to come to the sacrifice, and he invited Jesse and his sons, too.


Jesse called seven of his sons to go with him. Samuel looked at the boys and smiled. The oldest of Jesse’s sons, Eliab, was tall and handsome. *This is surely the man the Lord has chosen to be the next king*, Samuel thought to himself.

But the Lord spoke to Samuel. “Don’t look at how tall and handsome that man is,” He said. “I have not chosen him to be the king.” Then the Lord told Samuel something very important. “God does not see the same way people do. People

see only the outside of a person. But the Lord looks at people’s hearts.”

Jesse introduced another of his sons to Samuel. Samuel looked at him. “The Lord has not chosen this man either,” he said.

Jesse introduced a third son to



Samuel. Samuel looked at him and shook his head. Each one of Jesse’s seven sons was presented to Samuel. Samuel was puzzled. “The Lord has not chosen any of these men,” he said, then he turned to Jesse. “Are these all your sons?” he asked.

“Well,” Jesse said, “I do have one more. David, my youngest son, is in the field caring for the sheep.”

“Send for him,”

Samuel said. “We will not sit down until he gets here.”

David soon arrived. David loved the Lord and the Lord loved him.

“That’s the one,” the Lord told Samuel. “Anoint him. He is the one who will be king.”

So Samuel took out his container of olive oil and poured some oil on David’s head. And the Lord’s Spirit blessed David and gave him power to do the important work that God had planned for him. God does not look at just the strongest, tallest, or the oldest; everyone is important to God. Even a shepherd boy.

Do and Say

Sabbath

Each day this week, read the lesson story together and review the memory verse.

People Palms down, rotate hands.

look Put hand above eyes and “look” from side to side.

at the outside of a person, Palms down, move hands downward from chest.

but the Lord Point upward.

looks Put hand above eyes and “look” from side to side.

at the heart. Point to your heart.

1 Samuel 16:7 Palms together, then open.

Sunday

Read portions of 1 Samuel 16:1-13 together. Ask: Why did Samuel think one of David’s brothers would be the one God chose?



Why did God choose David?

Help your child give the sheep made in Sabbath School to someone while telling them about David. (Or help them draw an outline of a sheep, and glue cotton balls on it.)


Monday

With your child, look for little things around your house that are important.

Ask Jesus to help your child know they are important to Him.

Tuesday

With your child, look for things in nature (small rocks, leaves, feathers, seeds). Talk about how they are important.



Show your child a picture of a very important person in your country and talk about who they are. Ask: Do you think this person is more important to God than you? than Grandma? Why?

Wednesday

Help your child count the other children in your family (or their friends). Ask: How many brothers did David have? Was he the oldest, middle, or youngest? What are you in your family? What is good about being the oldest? middle? youngest? What is not so good? Practice your memory verse.

Thursday

Let your child help you prepare a family member’s favorite food. Ask your child to serve the food. Tell them they are important to you and to God.

Help your child “read” the lesson pictures. Ask: What would a shepherd do for their sheep? Was David a good shepherd? How do you know?

Friday

For worship, help your child act out the story with family members.

Let your child smell and feel some olive oil. Talk about why Samuel anointed David with oil.

Sing favorite songs about Jesus before praying.