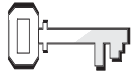
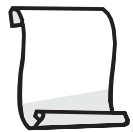


God Wins Again!



References

1 Samuel 29; 30:1-25;
Patriarchs and Prophets,
pp. 690-694



Memory Verse

“Surely your goodness
and love will follow me
all the days of my life,
and I will dwell in the house
of the LORD forever”
(Psalm 23:6).



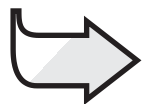
Objectives

The children will:

Know when
God wins the battle,
we are winners.

Feel thankful for their
share in God’s victory.

Respond by giving
praise for God’s victory.



The Message

When God wins,
we are winners.

Monthly Theme

God’s grace is good news for us.

The Bible Lesson at a Glance

David and his soldiers go to help King Achish fight a battle. The Philistine princes don’t want their help, so David and his army return home to Ziklag. When they arrive, they find their city burned and their wives and children gone. They pursue the raiding Amalekites and recover all the captives and much bounty. David shares the bounty with all 600 of his men, even with 200 of them who had not fought in the actual battle because they were too exhausted.

This is a lesson about grace.

After his great victory over the Amalekites, David shared the bounty equally with all his soldiers, including those who were too exhausted to fight the battle. God has won a great victory over Satan. He shares the result of His victory—salvation—equally with everyone who will accept it. This salvation is not earned by what we do; it is God’s gift to us.

Teacher Enrichment

As Ziklag lay in ruins, “David seemed to be cut off from every human support. All that he held dear on earth had been swept from him. . . . In this hour of utmost extremity David, instead of permitting his mind to dwell upon these painful circumstances, looked earnestly to God for help. He ‘encouraged himself in the Lord.’ He reviewed his past eventful life. Wherein had the Lord ever forsaken him? His soul was refreshed in recalling the many evidences of God’s favor. . . . Though he himself could not discern a way out of the difficulty, God could see it, and would teach him what to do” (*Patriarchs and Prophets*, pp. 692, 693).

Room Decorations

See Lesson 5.

Program Overview

Lesson Section	Minutes	Activities	Materials Needed
Welcome	ongoing	Greet students at door; hear pleased/troubled	none
1 Readiness Options	up to 10	A. <i>Happy Hunting</i> B. <i>Something for Everyone</i>	Bibles, small gifts (stickers, markers, pencils, etc.), small stones Bibles, heavy objects, such as books and chairs, small gifts (stickers, bookmarks, etc.)
Any Time Prayer and Praise*	up to 10	Fellowship Songbook Mission Offering Prayer	none <i>Sing for Joy</i> <i>Children's Mission</i> offering container prayer diary
2 Bible Lesson	up to 20	Experiencing the Story Memory Verse Bible Study	Bible-times costumes Bibles, beanbag or paper ball, white/chalkboard, markers/chalk Bibles
3 Applying the Lesson	up to 15	<i>What Will You Do?</i>	none
4 Sharing the Lesson	up to 15	<i>I'm a Winner</i>	2" x 8" (5 x 8 cm) blue ribbon or piece of blue construction paper, markers

***Prayer and Praise may be used at any time during the program.**

TEACHING THE LESSON

Welcome

Welcome children at the door. Ask how their week has been—what they're pleased/troubled about. Ask if they have anything they would like to share about their Bible lesson this week. Have them begin the readiness activity of your choice.



Readiness Activities

Select the activity most appropriate for your situation.

You Need:

- Bibles
- small gift for each child
- small stones

A. Happy Hunting

In advance, hide the small stones around the room.

Say: **I have hidden some small stones around the room. On the count of three, you have three minutes to see how many you can find. The person who finds the most will get a small prize.** Allow time, then have the children count their stones. Give a small prize (sticker, bookmark, etc.) to each child without comment.

Debriefing

Allow response time as you ask: **Who found the most stones?** Affirm that child. Say to the other children, **How did you feel when you knew others had found more than you?** (disappointed; knew I wouldn't get the prize; didn't care; OK) **What did you think when everyone got a prize?** Allow time for discussion. **In our lesson today, we will learn that David treated all his soldiers the same.** Help the children find and read 1 Samuel 30:23, 24. Emphasize the last part of verse 24. (**"The share of the man who stayed with the supplies is to be the same as that of him who went down to the battle. All will share alike."**) **The Bible teaches that when God wins, we all win. And that leads us to our message for today:**



WHEN GOD WINS, WE ARE WINNERS.

Say that with me.

You Need:

- Bibles
- heavy objects, such as books, chairs, etc.
- small gift for each child

B. Something for Everyone

Ask for three volunteers to help you carry something heavy (books, chairs, etc.) across the classroom. After they have helped you, affirm them for the great job and give them and the entire class a small gift (sticker, bookmark, etc.). Treat every child in the same way.

Debriefing

Ask: **What just happened?** (Three volunteers did the work, but everyone got a reward.) **Is that fair?** (Those who did the work will think it isn't.) **If you helped me only to get a reward, it would not seem fair. But if you helped me out of a desire to be helpful, you didn't expect a reward. So you shouldn't mind if I want to share with everyone.** Ask the rest of the class how they feel about it. They will probably agree that it was fair. **And that is how David felt in today's Bible story. God won a great victory for David and his men. Some thought that only the**

fighting men should be rewarded. Let's read what David said. Help the children find and read aloud 1 Samuel 30:23, 24.

Why did David want to share? (God gave the victory, so no part of David's army could claim a greater share of the bounty than any other.) **This teaches us that ...**



WHEN GOD WINS, WE ARE WINNERS.

Say that with me.

Prayer and Praise



Fellowship

Report the children's joys and sorrows (pleased and troubled) as reported to you at the door (as appropriate). Review last week's memory verse. Allow time for sharing experiences from last week's lesson study. Greet and introduce visitors. Acknowledge birthdays or special events.



Suggested Songs

- "I Have Decided to Follow Jesus" (*Sing for Joy*, no. 119)
- "I'm So Happy" (*Sing for Joy*, no. 65)
- "Redeemed!" (*Sing for Joy*, no. 68)
- "God Is So Good" (*Sing for Joy*, no. 13)
- "His Banner Over Me Is Love" (*Sing for Joy*, no. 25)
- "This Little Light of Mine" (*Sing for Joy*, no. 134)



Mission

Use a story from *Children's Mission*.



Offering

Say: **Through Jesus' death we are all winners. Many people still do not know that. Our offerings will help others learn about Jesus and how they can be winners too.**

You Need:
• offering container



Prayer

Ask the children to share some worries and concerns for prayer. Write these concerns in a class prayer diary. Entitle a left page "Problems, Worries, Concerns." Entitle the opposite right page "Victories From God." Later, when God gives them a victory over a problem, write the answer opposite the request, and date it. To get started, ask a child to share a past victory that God gave in answer to prayer. Write the problem and the answer on the appropriate pages of the prayer diary. Pray about the current worries and concerns as you stand in a circle, holding hands. Use the diary each week until the end of the quarter.

You Need:
• prayer diary (notebook)

Bible Lesson

You Need:

- Bible-times costumes

Experiencing the Story

Characters: David; David's soldiers; Egyptian (have the Egyptian sit in a corner on the floor)

Read or tell the story.

David and all his men marched (*David and his men march clockwise around the room*) from Ziklag to help King Achish, a Philistine king, fight a battle. But the other Philistine kings would not let David and his men help. So they turned around (*children march back*) and marched all the way back to Ziklag.

As the city appeared in the distance, the men were horrified to see smoke rising. While they were gone, enemies had burned Ziklag to the ground. Their wives, children, and cattle were all gone!

"It's all your fault, David," the men accused. "You should have left soldiers here to take care of our families."

David was upset too. He had lost his family. And the men were blaming him. What should he do? David's first thought was to turn to God. God would show him what to do.

"Bring the ephod," he told Abiathar the priest.

"Shall we go after the Amalekites?" David asked the Lord. "Will we reach them and get our families back?"

The ephod had two large gemstones on it. When the priest asked a question of God, one of the stones would glow if the answer was yes. And that is what happened. "Go," the priest said. "You will reach them and get everything back again."

So David and his 600 soldiers set out to find the Amalekites. (*Children march counterclockwise around the room.*) But

when they reached a very steep hill, they stopped. Two hundred soldiers were too tired to go any farther. So David left them there to rest and guard the supplies. (*Some of the group sits on the floor.*) The rest marched on. (*Continue marching.*)

A little farther on they found an Egyptian lying in a field. (*The Egyptian crawls to David.*) He was weak from hunger and thirst. David and his men gave him some water and food. (*The Egyptian pretends to eat and drink.*)

"Can you help us find the Amalekites?" David asked. The Egyptian walked ahead, leading the way.

"There they are!" the Egyptian said, pointing to some tents. (*David and his men crouch low and stare at the camp.*) The Amalekites were celebrating their great victory at Ziklag. They were eating and drinking and having a good time.

David and his men attacked the Amalekites at sunset. The battle lasted all night and the next day. When it was over, the Amalekites were defeated. Only 400 men escaped on their camels. David's little army took back all the cattle and people that the Amalekites had stolen from Ziklag.

"We won!" the men shouted. (*Wave arms as if cheering.*)

"No, God won the battle for us," David reminded them.

David and the soldiers collected their people and the things captured from the Amalekites. They began the long walk back home to Ziklag.

As they neared the steep hill, the 200 men came out to meet them. (*The seated children jump up.*) But some of David's weary soldiers were not happy to see how rested their friends looked.

"We did all the work!" they complained. "You can have your wives and children, but nothing more. You didn't help us win; so you don't share in anything else."

“Wait!” David said, waving his arms. “Who won this battle? We didn’t win; the Lord did. He gave us this victory. He protected us. So all will share alike.”

And that’s the good news of God’s grace. When God wins the battle, He shares the victory and makes us all winners.

Debriefing

Say: **Choose a partner. Now make believe that you were in the group of David’s soldiers that fought the Amalekites. How do you think you would have felt when you met the 200 rested soldiers who stayed behind?**

Tell your partner. Allow time.

Say: **Now imagine that you were in the group of David’s soldiers who stayed behind. How did you feel when the 400 soldiers complained? How did you feel when David commanded that all share alike? Tell your partner.**

Allow time.

Ask: **Who in our story was like our generous God? (David) Let’s say today’s message together with excitement:**



WHEN GOD WINS, WE ARE WINNERS!

Memory Verse

Help the children find and read Psalm 23:6 (the memory verse). **“Surely your goodness and love will follow me all the days of my life, and I will dwell in the house of the**

LORD forever” (Psalm 23:6). Write the verse where all may see.

Have the children stand in a circle. Say the first word of the verse, then toss the beanbag or wadded paper ball randomly to a child. The child says the next

You Need:

- Bibles
- beanbag or wadded paper ball
- chalkboard or whiteboard
- chalk or marker

word, then tosses the beanbag or paper ball to another child, who says the next word, and so on. Continue until the verse has been said three times, then erase two or three words at a time as all say the verse together several times. Repeat until the children know the verse.

Bible Study

Say: **At the beginning of today’s Bible story David is with the Philistines. Let’s find out why he was with them.** Help the children find 1 Samuel 27:1-3. Have someone read the verses aloud. (David was hiding from King Saul.)

Say: **How did the battle between David’s men and the Amalekites end? (David’s men recovered everything.) Let’s read 1 Samuel 30:21-24 to find out what happened after the battle.** (All received a share of the spoils.) **Why did David insist on sharing everything with all 600 of his men? (God won the battle; they didn’t.)**

Say: **Let’s read a story Jesus told in Matthew 20:1-15.** Assign verses and have the story read aloud. **How are these two stories alike? (Everyone got the same reward regardless of their efforts.)**

Debriefing

Allow response time as you ask: **What is the biggest battle that we all have to fight? (The battle against sin and Satan.) How do we know that we can win? (Jesus won the battle when He died for us; He has made us winners.) The good news of God’s grace is that Jesus has already won the battle for us. When God saves us, everyone is a winner. Let’s say today’s message together:**



WHEN GOD WINS, WE ARE WINNERS!

You Need:

- Bibles

3

Applying the Lesson

What Will You Do?

Form three groups. Give each group one of the following. (Add or substitute scenarios that are more appropriate to your situation.)

Say: **Here are some different situations in which you might find yourself. How might you act to help others understand that with God everyone is a winner?** Allow time for each group to discuss and report to the class.

1. Your teacher asks you to pick classmates for a soccer team. You already have some good players. It is your turn to choose again. You see a classmate that is not good at sports and is always picked last. If you pick that person, the others might be angry. What will you do? Why?

2. Your mother helps you bake some cookies. You plan to share some with your friends. Your brother comes in and

wants some to share with his friends. What do you say to him? Why?

3. You win a prize for your essay and receive a box of chocolates. You plan to take them home and eat them all yourself. A classmate also entered an essay, but did not receive a prize. What will you do? Why?

Debriefing

Allow discussion time as you ask: **What do you think about these ideas? Why does God want the stronger person to help the weaker?** (Because He helps us all; He wants us to be like Him, etc.) **What is the good news about God's grace?** (He loves and saves all of us. He has already saved us. All of us can be winners because Jesus already paid the price.) **Let's remember our message:**



WHEN GOD WINS, WE ARE WINNERS.

Say that with me.

4

Sharing the Lesson

I'm a Winner

Help the children make first-place ribbons as a witness to the victory that Jesus gained for them. (See the illustration.) Have them write the word WINNER on their ribbon or paper.

Debriefing

Challenge the children to wear the ribbon with pride, remembering that Jesus has defeated the enemy for them. Ask: **What will you say when someone asks you what you won?** (Explain that Jesus won the victory over sin and made me a winner.)

Form pairs and invite the children to practice asking each other about their ribbon and explaining their victory. They might say, "Jesus won the victory over sin. And



WHEN GOD WINS, WE ARE WINNERS."



Optional song: "Winner for the Lord." Sing the following to the tune of "I May Never March in the Infantry." (See below.)

"David was a winner for the Lord,
Winner for the Lord, winner for the
Lord.

He took his sling and he took his
sword,

And he shared the vic-tor-y.

He shared the victory, he shared the
victory.

David was a winner for the Lord.

He shared the vic-tor-ry."

You Need:

- blue ribbon or blue construction paper, cut into 2" x 8" (5 x 8 cm) strips
- markers

I'm in the Lord's Army

F

I'm too young to march in the infantry,

C 7

Ride in the cavalry,

F

Shoot the artillery,

F

And I'm too young to fly o'er the enemy,

C 7

But I'm in the Lord's army

Chorus:

F B \flat F B F \flat

I'm in the Lord's army! I'm in the Lord's army!

(Repeat verse)

Closing

As you gather the children for the closing prayer, invite a volunteer to thank Jesus for helping us become winners. Then close with your own prayer, praying for the people who will be asking about the "winner ribbons" during the coming week.

God Wins Again!

References

1 Samuel 29; 30:1-25; *Patriarchs and Prophets*, pp. 690-694

Memory Verse

“Surely your goodness and love will follow me all the days of my life, and I will dwell in the house of the LORD forever” (Psalm 23:6).

The Message

When God wins, we are winners.

“I won! I won!” Mikhail shouted. “I made the final point!” His teammates frowned and turned away. Recess was over. It was time for Bible class. Here’s the story they studied. What do you think Mikhail might have learned?

David and his 600 men marched from the city of Ziklag to help Achish, the Philistine king, fight a battle. But the Philistine princes would not let David and his men help. So they had to turn around and march all the way back to Ziklag.

As Ziklag appeared in the distance, the men were shocked to see smoke rising. While they were gone, the Amalekites had attacked and burned their city to the ground! Their wives, children, and cattle were all gone. All that was left was smoke and ashes.

“It’s all your fault, David,” the men accused. “You should have left soldiers here to take care of our families.”

David was upset too. He had lost some of his own family. Now the men were

blaming him. What should he do? David’s first thought was to turn to God. He knew God would show him what to do.

“Bring the ephod,” he told Abiathar the priest. “Shall we go after the Amalekites?” David asked the Lord. “Will we reach them and get our families back?”

The ephod had two large gemstones on it. When the priest asked a question of God, one of the stones would glow if the answer was yes. And that is what happened. “Go,” the priest said. “You will reach them and get everything back again.”

So David and his 600 soldiers set out to find the Amalekites. But when they reached the Besor Ravine, they stopped. Two hundred soldiers were just too tired to go any farther. So David left them there to rest and guard the supplies.

A little farther on, David and his men found an Egyptian lying in a field. A slave to one of the Amalekites, he had been abandoned because of illness. He was weak from hunger and thirst. David and his men gave him some water and food and then asked the man to help them find the Amalekites. So the Egyptian led David to the Amalekite camp.

From a distance they watched the Amalekites eating and drinking, celebrating their victory.

David and his men attacked the Amalekites at sunset. The battle lasted all night and the next day. When it was over, the Amalekites were defeated. Only 400 men escaped on their camels. David and his men rescued everything and every person that had been stolen from Ziklag.

David and the soldiers collected their families, their possessions, and their animals. They gathered things they had captured from the Amalekites and began the long walk back home.

As they neared the Besor Ravine, the



200 men who had stayed behind came out to meet them. But some of David's weary soldiers were not glad to see how rested their friends looked.

"We'll give these men back their wives and children," they grumbled, "but nothing else. They didn't help us win, so they shouldn't share the goods."

"Wait!" David said. "Who won this battle? We didn't win; the Lord did. He gave us this victory. He protected us. So all will share alike."

And that's the good news of God's grace. When God wins the battle, He shares the victory. We are all winners because Jesus won the victory over sin and Satan.

Daily Activities

Sabbath

- If possible, go with your family to a high place and climb to the top. Imagine seeing smoke and burning buildings in the distance. Read the Bible lesson together. Talk about how David and his men felt when they saw that their homes had been destroyed.
- Review Psalm 23 together. Thank God for His protection today.

Sunday

- For family worship today, read and discuss 1 Samuel 30:1-3. How would you feel if a great fire destroyed your town? How would you feel if a fire destroyed your home? Discuss with your family what you would do in the event of a fire. Ask your parents to tell you about the emergency plan. If your family does not have one, encourage them to make one.
- If possible, visit a fire station. Thank the firefighters for all they do to protect your town.
- Sing songs about God's care, then thank Him for it.

Monday

- With your family, read and discuss 1 Samuel 30:4-6. Talk about sad times your family has had. If all is well now, praise God. If not, ask Him for help. Ask: Can we know God's goodness and love even in times of sadness? (What does your memory verse say?) Read Psalm 23:4 together. For what will you thank God today?

Tuesday

- Read and discuss 1 Samuel 30:6 for family worship. What did David's men want to do? Why? Read the last sentence of the verse. Put your name in place of David's.
- Ask your family: How do you feel when some-

one is angry with you? What do you do about it?

- Sing "I've Got Peace Like a River" (*Sing for Joy*, no. 108). Then ask God to give you His peace today and thank Him for it.

Wednesday

- For family worship today, read and discuss 1 Samuel 30:7, 8. Ask: What did David do before going into battle? What was God's answer to him? How can David's experience help our family?
- Whom do you talk to first when you have a problem? Why?
- Say your memory verse together. How does it make you feel?
- Sing a song about trusting God, then ask Him to help you trust Him more.

Thursday

- Say your memory verse together to start worship today. Then read and discuss 1 Samuel 30:9-25. In your own words, tell how God turned David's sadness into victory. Tell about a time God gave you the victory over some sin or sadness.
- Sing about God's help. Then thank Him for giving you the victory over sin and sadness.

Friday

- Do charades or act out your lesson story with your family for worship today.
- Read 1 Samuel 30:22-24 together and discuss what you can learn from David about sharing. How can your family share what God has given you with someone today? tomorrow? Make a plan and do it. What good news will you share?
- Sing together "Redeemed!" (*Sing for Joy*, no. 68), then thank God for His redeeming love. Thank Him for sending Jesus to win the victory for you.