


PRIMARY

B

Leader/
Teacher
Guide



First Quarter
Year B

B

Primary Leader/Teacher Guide

www.gracelink.net

A Sabbath School Resource for Leaders/Teachers of Primary Children

GraceLink Sabbath School Curriculum

Year B, First Quarter

WORLD SABBATH SCHOOL DIRECTORS
GENERAL CONFERENCE ADVISOR
CONSULTING EDITOR
ILLUSTRATOR
ELECTRONIC MAKEUP
CIRCULATION

Jim Howard, Daniel Ebenezer
Ted N. C. Wilson
Artur Stele
Kim Justinen
Bruce Fenner
Rebecca Hilde

A Publication of the Sabbath School and Personal Ministries Department
General Conference Corporation of Seventh-day Adventists®
12501 Old Columbia Pike
Silver Spring, MD 20904-6600, U.S.A.

Unless otherwise noted, all Scripture quotations are from THE HOLY BIBLE, NEW INTERNATIONAL VERSION®.
Copyright © 1973, 1978, 1984, 2011 by Biblica, Inc.® Used by permission. All rights reserved worldwide.

Scripture quotations marked ICB are from the International Children’s Bible®, copyright © 1986, 1988, 1999,
2015 by Tommy Nelson. Used by permission. All rights reserved.

Primary Sabbath School Leader/Teacher Guide (USPS 015-569). Vol. 91, No. 1, First Quarter 2025. Published for the General Conference of Seventh-day Adventists® by Pacific Press® Publishing Association, 1350 N. Kings Road, Nampa, ID 83687, U.S.A. Text copyrighted © 2025 General Conference of Seventh-day Adventists®. All rights reserved. No part of the *Primary Sabbath School Leader/Teacher Guide* may be edited, altered, modified, adapted, translated, reproduced, or published by any person or entity without prior written authorization from the General Conference of Seventh-day Adventists®. The division offices of the General Conference of Seventh-day Adventists® are authorized to arrange for translation of the *Primary Sabbath School Leader/Teacher Guide*, under specific guidelines. Copyright of such translations and their publication shall remain with the General Conference. “Seventh-day Adventist,” “Adventist,” and the flame logo are registered trademarks of the General Conference of Seventh-day Adventists® and may not be used without prior authorization from the General Conference. Art copyrighted © 2003 by Pacific Press® Publishing Association. Periodical postage paid in Nampa, Idaho, and additional mailing offices. Single copy, US\$10.99; one year, US\$36.40; one-year subscription to countries outside U.S.A., US\$46.40. Prices subject to change without notice.

Postmaster: Send address changes to *Primary Leader/Teacher Guide*, Pacific Press® Publishing Association, 1350 North Kings Road, Nampa, ID 83687-3193, U.S.A.

Printed in U.S.A.

The Writers (at the time of writing)

Emmanuel O. Abbey, North Ghana Mission in West Africa.

Audrey Boyle Andersson, Yxe, Sweden.

Hilary Baatjies, South Africa.

Carlyle Bayne, Abijan, Côte d'Ivoire, West Africa.

Jackie Bishop, Rocky Mountain Conference, Denver, Colorado.

Iryna Bolotnikov, Zaoksky Theological Seminary, Tula Region, Russia.

DeeAnn Bragaw, Colorado, USA.

Linda Porter Carlyle, Oregon, USA.

Verna Chuah, Chinese Union Mission in Hong Kong.

Sarah Coleman Kelnhofer, Andrews University, Michigan, USA.

May-Ellen Colon, General Conference, Maryland, USA.

James Dittes, Tennessee, USA.

René Alexenko Evans, Tennessee, USA.

Douglas Hosking, Quebec, Canada.

Patricia Humphrey, Texas, USA.

Nancy Beck Irland, Oregon, USA.

Noelene Johnsson, North American Division.

Birthe Kendel, Trans-European Division, England.

Barbara Manspeaker, Maryland, USA.

Vikki Montgomery, Maryland, USA.

Edwina Neely, Maryland, USA.

Lydia Neikours, Euro-Asia Division, Russia.

Rebecca Gibbs O'Ffill, Maryland, USA.

Carole Smith, Chesapeake Conference, Maryland, USA.

Aileen Andres Sox, Pacific Press® Publishing Association, Idaho, USA.

Miriam Tumangday, Southern-Asia Pacific Division Philippines.

Denise Valenzuela, Columbia Union Conference, Maryland, USA.

Eileen Dahl Vermeer, Ontario, Canada.

June Zeeman, South Africa.

Contents

SERVICE: God calls us to serve others.

1. The First Skyscraper (January 4) 10
2. A Long, Long Walk (January 11) 20
3. Abram to the Rescue (January 18) 30
4. Heavenly Visitors (January 25) 40

GRACE: God's grace is good news for us.

5. Samuel Speaks for God (February 1) 50
6. God Wins! (February 8) 60
7. The Lion and the Bear (February 15) 70
8. God Wins Again! (February 22) 80

WORSHIP: Worship makes us joyful every day.

9. The Rock and the Sand (March 1) 90
10. Dead or Alive? (March 8) 100
11. Where Are the Nine? (March 15) 110
12. The Bright Light (March 22) 120
13. Hosanna! (March 29) 130

Bible Study Guide Overview

Lessons one through four are about God calling us to serve others.

- God wants us to help people.
- We listen when God calls us.
- We serve others because we love God.
- God wants me to speak out for others.

Lessons five through eight tell us about God's great love for us.

- God is glad He made us His children.
- God rescues us from Satan.
- We can't save ourselves; Jesus saves us.
- When God wins, we win.

Lessons nine through thirteen focus on how worship makes us joyful every day.


- We are joyful when we build our lives on Jesus.
- We worship a God who gives eternal life.
- We worship God when we are thankful.
- Worship is rejoicing in God's presence.
- We worship God when we praise Him.

God's grace. Grace is a word that helps explain God's love in action toward people who don't deserve it.

- Grace is God's love providing Jesus Christ as a sacrifice for our sins.
- Grace is God's love encouraging us to accept that sacrifice.
- Grace is God's love inspiring us to respond in praise and worship.
- Grace is God's love giving us the wisdom and strength to treat one another with love and respect, just the way He treats us.



So God's grace is power. It's the unlimited, for-sure, forever power that finds you and fills you up with everything you need to live a full and wonderful life in Him.



To the leaders/teachers,

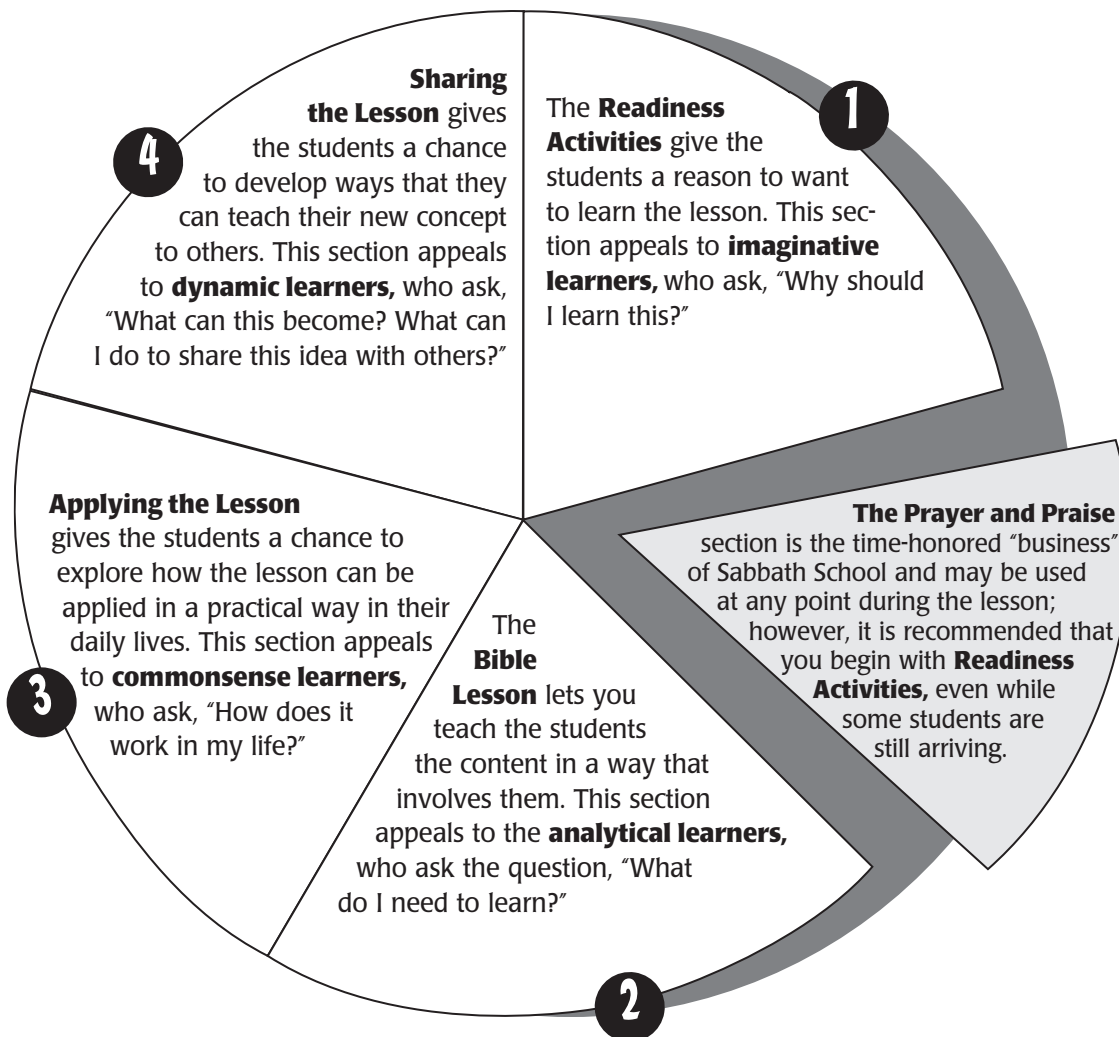
These guides were developed to:

A. Introduce the lesson on Sabbath, inspiring students to study that same lesson throughout the following week.

B. Focus the entire Sabbath School time on one message, one point about God's grace, the response of worship we make to that grace, or how that grace empowers our loving relationships with one another and our service to a world God's love created and sustains.

C. Give students active learning experiences so they can more readily internalize the truths being presented. These experiences are followed by debriefing sessions in which you ask questions that lead the students to reflect on what they experience, interpret the experience, and apply that information to their lives.

D. Reach each student in the way he or she learns best. By following the natural learning sequence on which these lesson outlines were based, you will also connect students with "the message" for the week in a way that will capture each one's attention and imagination.



E. Involve the adult Sabbath School staff in new and flexible ways. A very small Sabbath School can be managed by one adult.



A larger Sabbath School can be managed by one leader/teacher with other adult volunteers to facilitate the small group interaction. This gives small group

facilitators a maximum involvement with the students and their dynamic learning while requiring a minimum of preparation on the facilitator's part.

A creative alternative is to enlist leaders/teachers with different personal learning styles to lead different segments of the program.

(For more detailed information about the natural learning sequence, the learning styles, and other dynamics of teaching and learning, contact your conference Sabbath School or Children's Ministries director.)

To use this guide . . .

Try to follow the natural learning sequence outlined, but adapt activities as necessary to make the program work in your particular situation.

Look ahead at the Program Overview for each week so you can be prepared with the simple materials suggested.

Always have available regularly used supplies such as:

- aluminum foil
- art supplies (glue sticks, fabric glue, glitter sticks, craft sticks, etc.)
- bags (paper, plastic, sealable plastic; large and small)
- balloons
- baskets, bowls, jars for collecting offering
- beanbags
- Bibles
- blindfolds
- boxes, large and small
- costumes (Bible-times: robes, head dress, sandals, rope or heavy yarn, large T-shirts)
- cotton balls or fiberfill
- cups (disposable, paper/plastic/Styrofoam)
- device that can play audio (MP3, CD, streaming)
- electrical extension cord
- flashlight
- gifts (small, inexpensive)
- hole punch
- index cards
- Jesus stickers and pictures
- magazines and catalogs (old—for cutting)
- magnets
- nature specimens
- paper clips (steel)
- paper plates, large and small
- papers, large and small (newsprint, rolls of brown paper, posterboard, construction paper [various colors], lined and unlined)
- pencils, pens, markers, crayons, colored pencils, chalk
- ribbon
- rhythm instruments
- rubber bands
- scissors
- self-stick notes (Post-it notes)
- stapler and staples
- stickers
- string
- tape (masking, cellophane, double-stick)
- white/chalkboard
- yarn (several colors)

Additional Supplies Required for This Quarter

Lesson 1

- 12 paper “bricks”
- measuring stick or tape measure
- paper or Styrofoam cups and/or bowls
- empty tissue or shoe boxes

Lesson 2

- eight paper footprints
- trash bags

Lesson 3

- objects (see Readiness Activity B)
- copy of scenario for each group
- tithe envelopes
- copies of certificate (see p. 37)
- something to make a tent

Lesson 4*

- large index cards or sheets of heavy paper
- pictures (see Readiness Activity B)
- Prayer Promise pledge cards (see p. 47)
- striped sheet
- green cloth pieces
- tray of food
- jug of water
- pita bread

Lesson 5

- grocery bag containing breakable items
- “crown bowl” (see Prayer and Praise Activity)
- raindrop-shaped small pieces of paper
- glass bowl
- spray bottle with clean water

- adhesive bandage
- clean jacket
- dirty jacket

Lesson 6

- six-foot (approximately) ladder
- pillows
- shield- or helmet-shaped container
- balloon for each child
- large piece of wood or cardboard
- envelopes

Lesson 7

- two pairs of sandals
- sheep pattern (see p. 141)
- table setting for one
- bowl or basket covered with wool material
- large cardboard box (for example, appliance box)
- wide tape
- shepherd’s staff
- sling
- smooth round stones
- rock shapes cut from construction paper
- spray paint

Lesson 8

- small gifts
- small stones

*Be aware of any food allergies and adjust accordingly.

- heavy objects (see Readiness Activity B)
- prayer diary
- 2" x 8" (5 x 8 cm) blue ribbon or blue construction paper

Lesson 9

- empty appliance boxes or grocery boxes
- wide duct tape
- small tent or blankets and chairs
- carpenter or handyman with building materials
- small house-shaped box with slit on top
- flat rock
- medium-sized rock
- sticky papers
- prayer diary
- 4" x 6" (10 x 15 cm) index cards
- plastic dishpan with a brick or flat stone
- sand
- spray paint
- spray clear shellac (optional)

Lesson 10

- modeling clay or sheets of aluminum foil
- prayer diary
- bell or other noisemaker
- dowels, stapler or glue (optional)

Lesson 11

- masking tape or bandages
- balls or wadded paper

- list of ways to say "Thank you"
- prayer diary
- cloth bandage or toilet paper
- poster with Psalm 103:2, 3 in large letters
- postage stamps
- picture signs
- shakers or rhythm instruments
- envelopes

Lesson 12

- two mirrors
- candle and matches
- small ball covered in aluminum foil
- prayer diary
- white sheet
- bright floodlight
- recorded "voice of God"
- whistle
- combs
- wax paper or tissue paper
- recording of quiet worship music

Lesson 13

- modeling clay
- wadded paper ball
- small basket or container
- palm branches or leaves
- scarves or strips of cloth
- leaf pattern (p. 140)

Lesson	Bible Story	References	Memory Verse	Message	Materials
SERVICE: God calls us to serve others.					
Lesson 1 January 4	The Tower of Babel	Genesis 11:1-9; PP 117-124	Acts 10:34, 35	We serve God when we help people who are different from us.	See p. 11
Lesson 2 January 11	Abram goes from Ur to Canaan	Genesis 12:1-7; PP 125-131	Isaiah 6:8	I will listen when God calls me to serve Him.	See p. 21
Lesson 3 January 18	Abram and Melchizedek	Genesis 14; PP 134-136	Galatians 5:13	I will serve others out of love.	See p. 31
Lesson 4 January 25	Abraham pleads for Sodom	Genesis 18:20-33; PP 132-144	Philippians 2:4	God wants me to speak out for others.	See p. 41
GRACE: God's grace is good news for us.					
Lesson 5 February 1	Samuel speaks for God	1 Samuel 12; PP 603-615	1 Samuel 12:22	God is glad He made me His child.	See p. 51
Lesson 6 February 8	Winning with God	1 Samuel 13: 16-22; 14:1-23; PP 616-626	1 Samuel 14:6	God gives me the victory.	See p. 61
Lesson 7 February 15	David the shepherd boy	1 Samuel 16; 17:13-36; Psalm 23; PP 637-648	Psalm 23:1, 2	I can't save myself; Jesus saves me.	See p. 71
Lesson 8 February 22	David shares the victory	1 Samuel 29; 30: 1-25; PP 690-694	Psalm 23:6	When God wins, we are winners.	See p. 81
WORSHIP: Worship makes us joyful every day.					
Lesson 9 March 1	The houses on rock and sand	Matthew 7:12-29; MB 147-152	Psalm 18:2	I am joyful when I build my life on Jesus.	See p. 91
Lesson 10 March 8	Jesus heals Jairus's daughter	Matthew 9:18-26; Mark 5:21-42; DA 342, 343	John 11:25	We worship a God who gives eternal life.	See p. 101
Lesson 11 March 15	The 10 lepers	Luke 17:11-19; DA 262-266, 348	Psalm 103:2, 3	We worship God when we thank Him.	See p. 111
Lesson 12 March 22	The Transfiguration	Matthew 17:1-13; DA 419-425	Philippians 4:4	Worship is rejoicing in God's presence.	See p. 121
Lesson 13 March 29	Jesus' triumphal entry	Matthew 21:1-11; Mark 11:1-11; Luke 19:28-40; John 12:12-19; DA 569-575	John 12:13	I worship God when I praise Him.	See p. 131