


LESSON



Coming in the Clouds

WORSHIP

We praise Jesus for what He has done for us.

References

1 Thessalonians 4:16, 17; Revelation 21, 22; Isaiah 65:17-25; *Testimonies*, vol. 1, pp. 60, 61, 67-70; *Early Writings*, pp. 13-20; *The Great Controversy*, pp. 635-652.

Memory Verse

"We are looking forward to a new heaven" (2 Peter 3:13, NIV).

Objectives

The children will:

Know that Jesus has prepared a wonderful home for us.

Feel joy at the thought of going to heaven with Jesus.

Respond by thanking Jesus for the gift of heaven.

The Message



We praise Jesus for His gift of heaven.

Getting Ready to Teach

The Bible Lesson at a Glance

Jesus loves us so much that He died for us. He forgives our sins and offers us eternal life. Jesus is making wonderful homes for us in heaven. He is coming soon to take us to live with Him forever.

This is a lesson about worship.

Heaven is a special gift for those who love God. Jesus paid a special price for us to be in heaven with Him. We want to thank Him and praise Him for His wonderful gift.

Teacher Enrichment

"Soon there appears in the east a small black cloud, about half the size of a man's hand. . . . The people of God know this to be the sign of the Son of man. In solemn silence they gaze upon it as it draws nearer the earth, becoming lighter and more glorious, until it is a great white cloud, its base a glory like consuming fire, and above it the rainbow of the covenant. Jesus rides forth as a mighty conqueror. . . . With anthems of celestial melody the holy angels, a vast, unnumbered throng, attend Him on His way" (*The Great*

THIRTEEN

Program Outline			
LESSON SECTION	MINUTES	ACTIVITIES	MATERIALS NEEDED
Welcome	ongoing	Greet students at door; hear pleased/troubled	none
1 Readiness Options	up to 10	A. <i>Heaven Quiz</i> B. <i>Building Mansions</i>	heaven quiz (see p. 144), pencils building toys
* Prayer and Praise*	up to 10	See page 133. *Prayer and Praise may be used at any time during the program.	
2 Bible Lesson	up to 20	Experiencing the Story	pillows, crown
		Bible Study	Bible
		Memory Verse	Bible
3 Applying the Lesson	up to 15	A. <i>Heavenly Gift</i> B. <i>Will We Need It?</i>	gift-wrapped box, pictures of heaven or various items bag or box, various items (see activity)
4 Sharing the Lesson	up to 15	<i>Heavenly Crown</i>	reproducible crown pattern (see p. 137), heavy yellow paper, scissors, tape, star stickers or colorful paper stars, glue sticks (optional)

Controversy, pp. 640, 641).

"Here [in heaven] we saw the tree of life and the throne of God. Out of the throne came a pure river of water, and on either side of the river was the tree of life. . . . united at the top in one tree. . . . Its branches bowed to the place where we stood, and the fruit was glorious; it looked like gold mixed with silver. . . .

"I saw another field full of all kinds of flowers, and as I plucked them, I cried out, 'They will never fade.' Next I saw a field of tall grass, most glorious to behold; it was living green and had a reflection of silver and gold. . . . Then we entered a field full of all kinds of beasts—the lion, the lamb, the leopard, and the wolf, all together in perfect union. . . .

"And I saw a table of pure silver; it was many miles in length, yet our eyes could extend over it. I saw the fruit of the tree of life, the manna, almonds, figs, pomegranates, grapes, and many other kinds of fruit" (*Early Writings*, pp. 17-19).

Room Decorations

Provide some type of "mansion" backdrop, perhaps a wooden or cardboard facade or a sheet hung on the wall, with a painted picture on it. Use the garden scenery from Lessons 11 and 12. Include toy stuffed animals, hanging clouds, etc.

Teaching the Lesson

Welcome

Welcome children at the door. Ask how their week has been—what they are pleased/troubled about. Listen to last week’s memory verse and encourage them to share any experiences from last week’s lesson study. Have them begin the readiness activity of your choice.



Readiness Activities

Select the activity most appropriate for your situation.

A. Heaven Quiz

Give each child a copy of the heaven quiz (see p. 144) and a pencil. Ask them to circle the things that they think they will see in heaven, and to cross out those things that they think they won’t see in heaven.

You Need:

- heaven quiz for each child (see p. 144)
- pencils

Debriefing

Say: **Let’s look at each picture on your quiz. Tell me if you think you will see that in heaven.** Allow responses from children as you talk about each item. **Heaven is going to be such a wonderful place to live. What do you think you will do first in heaven? Whom will you especially want to see? What is your favorite thing about heaven? Did you know that heaven is a special gift Jesus will give to those who love Him? We want to thank Jesus for heaven. Today’s message is:**



We praise Jesus for His gift of heaven.

Say that with me.

B. Building Mansions

Have building toys (wooden blocks, LEGOs, Tinkertoys, etc.) available for building. Say: **What kind of house do you live in? Did you know that Jesus is in heaven right now building a mansion for you? What is a mansion? Yes, a big, beautiful home. What do you think your mansion might look like? You can use these building toys to build a mansion like you will have in heaven.**

You Need:

- building toys

Debriefing

Allow response time as you ask: **What did you make your mansion look like? What do you think will be really special about the mansion that Jesus is building for you? Did you know that Jesus is getting ready to come back to earth to give you the wonderful gift of**

heaven? It is a gift to those people who love Him. What do you think about that? And that makes me think of today's message:



We praise Jesus for His gift of heaven.

Say that with me.

PRAYER AND PRAISE



Fellowship

Report the students' joys and sorrows as reported to you at the door (as appropriate). Allow time for sharing experiences from last week's lesson study and review the memory verse. Give a special warm greeting to visitors and introduce each by name. Acknowledge birthdays or special events.

Suggested Songs

- "Jesus Is Coming" (*Little Voices Praise Him*, no. 184)
- "A Real Little Bear to Play With" (*Little Voices Praise Him*, no. 127)
- "Heaven Is a Happy Place" (*Little Voices Praise Him*, no. 131)
- "I Will Wear a Crown" (*Little Voices Praise Him*, no. 132)
- "Jesus Is Building Mansions" (*Little Voices Praise Him*, no. 134)

Mission

Say: **We are all looking forward to going to heaven, but some people don't know about heaven or the wonderful things that Jesus is preparing for them. Today our story is about _____ and how they learned about Jesus.** Use a story from *Children's Mission*.

Offering

Say: **Jesus gives us many wonderful gifts; heaven is one of them. We want others to know about Jesus so that they can have the gift of heaven too. Our offering will help tell others about Jesus.**

Prayer

Say: **Dear Jesus, thank You for Your gifts to us. You give us so many things. We know that You love us very much. Thank You for everything. We love You. Amen.**

*Prayer and Praise may be used at any time during the program.

2

Bible Lesson

Experiencing the Story

Have the children do motions as indicated.

You Need:

- crown

Read or tell the story.

The Bible tells us about a special place called heaven. Let me tell you about it.

It is awesome! It is where God and Jesus and the angels live. It is so beautiful that you can't even imagine it! One day very soon we will look up in the sky *[have children look upward]* and see Jesus coming in clouds with lots of angels to take us to heaven to live with Him.

Heaven's rivers have the clearest water you've ever seen. You can just jump in the water *[have children jump]*, and you won't be cold and shiver *[have children shiver]!* The grass is the greenest, the softest, and the thickest to squish between your toes. You can run and skip and fall down on it and not even get hurt! That means we won't be sad or hurt in heaven. No more skinned knees and bumped heads and sore throats. No more people or flowers or animals dying.

And there's more! Trees there grow the sweetest and most delicious fruit that you've ever eaten. We will eat fruit from a special tree called the tree of life. *[Have children pretend to pick fruit.]* What is your favorite fruit? You've never tasted fruit like this! And the really special thing about this fruit is that it will keep growing forever and ever and ever! That's a very long time.

Let me tell you about the animals in heaven. Yes, there will be cats and dogs to play with as you do here on earth. But there will also be lions and tigers and bears that won't scare you or bite you! Squirrels and rabbits and

chipmunks won't run away. They'll let you hold and snuggle with them *[have children pretend to hold and pet animal]*. You can't do that here!

Do you know where you are going to live in heaven? The Bible says that Jesus is building a beautiful home for each of us.

Do you like listening to stories? Did you know that we're going to be able to hear lots of Bible stories in heaven? People such as Noah and Daniel and Jonah and Mary will tell us stories. Other people will be in heaven too. You'll be able to see your family there. You can talk to your guardian angel, the one who is always with you, about all the times they protected you from harm. You'll be able to play with your friends all day long! You won't have to say goodbye and be sad and cry. We'll all be together forever!

Did you know that heaven is a special gift from Jesus? We can't buy heaven. Jesus gives it to people who love Him. Heaven is such a wonderful gift that we want to share it with our friends. Let's tell others about Jesus so that they can love Him and be with us in heaven too. Thank you, Jesus, for the wonderful gift of heaven. You are so good to us!

Debriefing

Allow response time as you ask: **Who gives us the gift of heaven?**

Do you want to go to heaven? Why? What do you think will be the best part of going to heaven? I think the best part will be to be with Jesus forever. Remember . . .



We praise Jesus for His gift of heaven.

Say that with me.

Bible Study

You Need:

- Bible

Open your Bible to Revelation 21 and 22. Point to the chapters and say: **Here is where we find today's story in God's Word, the Bible.** Read aloud Revelation 21:1, 3, 4; and 22:1, 2.

Debriefing

Say: **The Bible says more about heaven. What do you think about going to heaven? What do you think will be your favorite thing there?**

Remember that Jesus died for you so that you can go to heaven. Heaven is a special place more wonderful than you can imagine. Remember our message . . .



We praise Jesus for His gift of heaven.

Say that with me.

Memory Verse

Open your Bible to 2 Peter 3, and point to verse 13. Say: **This is where our memory verse is found in the Bible, God's Word.** Read the text aloud. **"We are looking forward to a new heaven" (2 Peter 3:13, NIV).**

To teach the memory verse, use the following actions:

You Need:

- Bible

We

Point to self, then to others.



are looking

Shade eyes with hand, look from side to side.



forward

Stretch both arms out and point forward.



to a new heaven.

Point up.



2 Peter 3:13

Palms together, then open.



3

Applying the Lesson

A. Heavenly Gift

You Need:

- gift-wrapped box
- pictures of heaven or various items there

Place pictures of various scenes of heaven or items related to heaven in a gift-wrapped box. (artificial fruit—tree of life; artificial flower—things will never die; toy stuffed animal—animals to play with; watch or clock—we will live forever; crown—Jesus will give us a crown; etc.)

Hold the box and ask: **What do I have here? Do you like receiving gifts? Let's see what special gifts**

Jesus has in store for us in heaven.

Have the children, one by one, take an object or picture out of the box. After holding up each picture or object, ask and discuss: **What is this? How does this remind you of heaven?**

Debriefing

Ask: **Do you think you'll like Jesus' gift of heaven? Whom do you most want to see? What will be your favorite thing to do in heaven? Are you glad that Jesus wants you to have His gift of heaven? Remember . . .**



We praise Jesus for His gift of heaven.

Say that with me.

You Need:

- bag or box
- various items

B. Will We Need It?

Have various items in your bag or box, such as adhesive bandage, crutch or walking stick, paper tissues, broken toy, picture of a child

crying, etc.

As you let the children take an item from the box, ask: **Does this make you happy? When we get to heaven, will we need _____?**

Contrast the things that make us sad

here with the things that will make us happy in heaven.

Debriefing

Ask: **How will life in heaven be different from our life here? Who is getting a home ready for us in heaven? Do you want to be with Jesus in heaven? Why?**

I'm so thankful to Jesus for His promise of the wonderful gift of heaven. Are you thankful? Remember . . .



We praise Jesus for His gift of heaven.

Say that with me.



Sharing the Lesson

Heavenly Crown

You Need:

- reproducible crown pattern (see p. 137)
- heavy yellow paper
- scissors
- cellophane tape
- star stickers or colorful paper stars
- glue sticks (optional)

Use the reproducible crown pattern (see p. 137) to make a crown on heavy yellow paper for each child. Cut it out. Tape the two pieces together to make one crown. Size it to fit the child's head. Allow the children to place star stickers or glue paper stars on the crown.

You can make a simple crown to wear and take home to remind you of Jesus' gift

of heaven. When someone asks you about it, you can tell them about going to be with Jesus in heaven.

Debriefing

Ask: **Do you think you'll like wearing a crown in heaven? Who will give you a crown?**

Say: **Heaven is such a wonderful place that we want to share it with others. Think about someone you would like to invite to be with you in heaven. This week wear your crown as you tell someone about Jesus' gift of heaven. Tell them that Jesus has a special gift for them, too. He wants them to live with Him forever. Remember:**



We praise Jesus for His gift of heaven.

Say that with me one more time.

Say: **Let's sing "I'll Meet You in Heaven"** (*Little Voices Praise Him*, no. 133).

Be happy, be kind,
be loving, be true.
I'll meet you in heaven,
and live up there with you.


—Marilyn Scholes

Copyright © 1958 by Review and Herald Publishing Association.

Closing

Say: **I'm so glad that Jesus is coming soon to take us to our new home in heaven. Let's praise Him for His gift of heaven.** Say a short prayer similar to the following: **Dear Jesus, thank You so much for giving us the gift of heaven. Help us to share how wonderful heaven is with others. Amen.**

Heavenly Crown
Lesson 13 — Sharing the Lesson



Permission to photocopy this page is granted for local church use only. Copyright © 2004 General Conference Corporation of Seventh-day Adventists®.

STUDENT LESSON

Coming in the Clouds

References

1 Thessalonians 4:16, 17; Revelation 21; 22; Isaiah 65:17-25; *Testimonies*, vol. 1, pp. 60, 61, 67-70; *Early Writings*, pp.13-20; *The Great Controversy*, pp. 635-652

Memory Verse

"We are looking forward to a new heaven" (2 Peter 3:13, NIV).

The Message

We praise Jesus for His gift of heaven.

Can you think of the best day you've ever had? the best place you've ever been? the best gift you've ever received? Heaven will be all of those things and better! Here's how Emma learned about heaven.

Daddy, Mommy, and Emma were sitting on the sofa. "Tell me more about Jesus, Daddy," said Emma. "I want to know all about Him. Tell me about when He will come again."

"Jesus is coming back to take us home to heaven," Daddy said. "He's coming in the clouds with His angels."

"Will I see the angels?" Emma asked.

"Yes," Daddy answered. "When Jesus comes, everyone will see angels. You will see lots and lots of angels in the clouds. And you will see your special guardian angel who has loved you and taken care of you ever since you were born."

Emma looked thoughtful. Daddy just smiled.

"I wonder what my angel's name is," Emma said.

Daddy laughed.

"What else will I see in heaven?" Emma asked.

"You will see Adam and Eve, and Noah, and Daniel, and Esther, and Mary, and all the Bible friends of God that we read stories about," Daddy answered.

"What else will I see?" Emma asked.

"You will see the New Jerusalem,"

Daddy said. "It's the place where we will live. It's more beautiful than anything we've ever seen before."

Emma smiled. "What else will I see?" she asked.

"Lots of animals! All the different kinds of animals that God created," Daddy answered. "From the tiniest bugs to the big, strong lions and polar bears.

And none of them will hurt you!"

"I'm glad for that, but what else will I see in heaven?" Emma asked.

"You'll see the best thing of all," Daddy said. "You'll see Jesus and God! You can listen to them tell stories. You'll be able to hold Jesus' hand on walks. Maybe you can have a picnic together."

"We could eat mangoes!" Emma exclaimed.

Emma squirmed off of Daddy's lap. She ran to the window and looked outside.

"Keep looking," Daddy answered. "He will come. He promised. He always keeps His promises. Keep looking for Jesus every day!"



Do and Say


Sabbath

Each day this week, review the story and practice the memory verse together.

- We** Point to self, then to others.
- are looking** Shade eyes with hand, look from side to side.
- forward to.** Stretch both arms out and point forward.
- a new heaven.** Point up.
- 2 Peter 3:13** Palms together, then open.
Sing a song about heaven.

Sunday

Let your child pick a flower or stem from a bush. Don't put it in water. See how long it takes to shrivel and die. Discuss why flowers and plants will not shrivel and die in heaven.



Monday

With your child, look up at the night sky. Talk about how there won't be night in heaven and they won't get tired. But now they need to rest. Thank Jesus for heaven and for watching over us while we sleep.

Tuesday

Help your child wear the crown made in Sabbath School, and tell someone about heaven. (Or make a simple crown, and draw colored stars on it.) Have your child act out being an animal that they want to play with in heaven.



Wednesday

Tell your child about a friend or relative who has passed away. Tell why you are looking forward to seeing that person in heaven.

Thursday

Talk about the last time your child was sick. Remind them that there won't be any sickness in heaven. Name and count your favorite fruits. Share some fruit as you talk about the tree of life.

Friday

Go outside and look at the clouds in the sky. Imagine Jesus and His angels coming in them someday. Talk about rising up to meet Jesus in the clouds. Will your child want to give Jesus a hug? Have them practice on you! Sing songs about heaven; then thank Jesus for His promise to take you there.