


LESSON



A Special Supper

WORSHIP

We praise Jesus for what He has done for us.

References

John 13:1-17; Luke 22:15-19; *The Desire of Ages*, pp. 642-661.

Memory Verse

"[He] loved his own who were in the world" (John 13:1, NIV).

Objectives

The children will:

Know that Jesus was willing to suffer because He loves us.

Feel thankful for Jesus' great love.

Respond by thinking of ways to thank Jesus for His love.

The Message



We praise Jesus for showing us His love.

Getting Ready to Teach

The Bible Lesson at a Glance

Jesus and His friends eat a special supper together. He acts as a servant as He goes around the table and washes the feet of each disciple before they start eating. He does this as an example and so that they will know that He loves them. He also shares bread and juice with them and tells them that these are symbols of His death for them. Jesus wants them to remember this lesson of unselfishness.

This is a lesson about worship.

When Jesus becomes their servant, He shows His disciples how much He loves them. He demonstrates to them and to us how to be unselfish and loving. Jesus wants us to serve others, even as He did. We praise Jesus for showing us how much He loves us.

Teacher Enrichment

"The whole life of Christ had been a life of unselfish service. 'Not to be ministered

TEN

Program Outline			
LESSON SECTION	MINUTES	ACTIVITIES	MATERIALS NEEDED
Welcome	ongoing	Greet students at door; hear pleased/troubled	none
1 Readiness Options	up to 10	A. <i>Communion Bread**</i> B. <i>Follow the Leader</i> C. <i>Showing His Love</i>	waxed paper, sealable plastic, bag, whole wheat flour, salt, water, measuring cup, rolling pin, baking sheet, oven (optional), knife none various pictures (see activity), box
* Prayer and Praise *	up to 10	See page 107. *Prayer and Praise may be used at any time during the program.	
2 Bible Lesson	up to 20	Experiencing the Story** Bible Study Memory Verse	table, tablecloth, flat or pita bread (or use Communion Bread if made during Readiness Activity A), bread plate, small paper plates, grape juice, paper cups, basin, pitcher of water, two towels, two adult male Bible-times costumes, two adult males Bible Bible
3 Applying the Lesson	up to 15	<i>Praise Jar</i>	large-mouth container, paper, pencil
4 Sharing the Lesson	up to 15	<i>Loving "Towel"</i>	paper towels, crayons or markers, stickers or other art supplies

**Be aware of any food allergies and adjust accordingly.

unto, but to minister' (Matthew 20:28), had been the lesson of His every act. But not yet had the disciples learned the lesson. At this last Passover supper, Jesus repeated His teaching by an illustration that impressed it forever on their minds and hearts" (*The Desire of Ages*, p. 642).

"So Christ expressed His love for His disciples. Their selfish spirit filled Him with sorrow, but He entered into no controversy with them regarding their difficulty. Instead He gave them an example they would never forget. His

love for them was not easily disturbed or quenched. . . . One of the last acts of His life on earth was to gird Himself as a servant, and perform a servant's part" (*The Desire of Ages*, pp. 644, 645).

Do you give unselfishly to those around you? How will the children see you worship your Redeemer today?

Room Decorations

Continue with the Israelite home and Temple decorations from previous weeks.

Teaching the Lesson

Welcome

Welcome students at the door. Ask how their week has been—what they are pleased/troubled about. Encourage them to share any experiences from last week’s lesson study. Have them begin the readiness activity of your choice.



Readiness Activities

Select the activity most appropriate for your situation.

A. Communion Bread*

In advance, prepare enough Communion bread so each child may have a piece. (See recipe.)

Distribute the Communion bread and let each child taste it.

Recipe:

- Mix together:
- 1 cup whole wheat flour
 - 1/2 cup water
 - pinch of salt

Knead dough, place it on waxed paper and roll it to about 1/4-thickness. Place on a baking sheet, cut into 1-inch sections and bake for 10-12 minutes at 350°F.

Debriefing

Allow response time as you ask: **How is this bread different from the bread you eat at home? Most of the other bread that we eat has something called yeast in it. That makes bread fluffy and tall. This is special bread called Communion bread. Do you know what Communion is? Have you ever seen your moms and dads eat a little piece of bread and drink a little bit of grape juice in church? Do you know why they do that? It helps us to remember how much Jesus loves us, because He did this with His disciples right before He died on the cross. Today’s message is:**



We praise Jesus for showing us His love.

Say that with me.

You Need:

- waxed paper
- sealable plastic bag
- whole wheat flour
- salt
- water
- measuring cup
- rolling pin
- baking sheet
- oven (optional)
- knife

*Be aware of any food allergies and adjust accordingly.

B. Follow the Leader

Play “follow the leader.” Have the children walk around the room, taking turns being the leader.

Debriefing

Allow response time as you ask: **Did you have fun playing this? Which did you enjoy most, being the leader or a follower? In our Bible story today we’ll learn about two things that Jesus wanted us to follow Him in doing—washing one another’s feet and having Communion with bread and grape juice. He did those things before He died to show His disciples how much He loved them. He wants us to continue to do those things to help us remember how much He loves us. Today’s message is:**



We praise Jesus for showing us His love.

Say that with me.

C. Showing His Love

Have pictures of various ways Jesus shows His love: nature, animals, families, church, children playing/laughing, protection, etc. Ask the children (one at a time) to take a picture out of the box and hold it up as you ask: **How does this picture remind you of Jesus’ love?**

You Need:

- various pictures (see activity)
- box

Debriefing

Allow response time as you ask: **Does Jesus show His love to us in just one way? No, He shows it in many ways, as we saw in these pictures. Today we’ll learn in our Bible story about another way Jesus showed His love to His friends and to us. We’re so thankful that Jesus gives us many ways to see His love. Today’s message is:**



We praise Jesus for showing us His love.

Say that with me.



NOTE: Prayer and Praise appears on page 107.

2

Bible Lesson

Experiencing the Story*

You Need:

- low table
- tablecloth
- flat or pita bread (or Communion bread from Readiness Activity A)
- bread plate
- napkins or small paper plates
- grape juice
- paper cups
- basin or large pan
- pitcher of water
- two towels
- two adult male Bible-times costumes
- two adult males

Prepare in advance a nicely decorated low table and some flat/pita bread (or Communion bread from Readiness Activity A) and grape juice. Cover the food with a towel.

Invite an adult male to be the servant/Jesus, and another adult male in Bible-times costume to tell the story as Peter. (You will need the same man to be Peter in next week's lesson.)

Ask the children to take off their shoes and join you around the table for the story.

Introduce "Peter" as today's storyteller:

Read or tell the story.

Good morning! My name is Peter. I'm one of Jesus' friends. I want to tell you about a very special supper that the twelve of us ate with Jesus.

Jesus told John and me to go into the city and find a man carrying a jar of water and ask him about a room where we could meet and share the Passover meal.

We found him and asked him where the guest room was for Jesus. He showed us a large room upstairs. Everything for the meal was ready. It looked something like this. *[Uncover the food and drink on the table.]*

I looked around the room. There was plenty of food. And a basin, some water, and towels were there *[point to objects]*, but there was no servant to wash our feet. It was our custom to have a servant wash the guests' feet before they ate. We wear sandals, and our roads are made out of dirt. Our feet get really dirty walking around all day.

Jesus and the rest of the disciples came into the room. I decided not to say anything about not having a servant. And no one else mentioned it either. Everyone sat down, sort of reclining like this. *[Peter reclines at table.]* We were ready to eat! We all looked around the room. Everybody just sat there. No one got up to help. No one wanted to do the work of a servant! We were too busy thinking about how we could become the greatest disciple. We wouldn't even think of washing one another's feet!

Then Jesus stood up. *["Jesus" does the motions of the story.]* He took off His coat. He wrapped a towel around His waist. He poured water into a basin and then He began to wash our feet! *["Jesus" should begin kneeling in front of "Peter," slowly wiping his feet with a dry towel.]*

We all knew that Jesus was the Son of God, and we all knew that we should be washing His feet!

When Jesus finished, when everybody's feet were clean, He put His coat back on and sat down. "Do you understand why I washed your feet?" He asked kindly. "I am your teacher. I am your Lord. And I am giving you an example of how I want you to treat other people. I want you to serve others. I want you to help people in the way that they need to be helped. I want you to act as I do."

Well, we did understand, and it was a lesson we would always remember.

Then Jesus took some bread and grape juice and passed it to us. The bread and the grape juice represented Jesus' sacrifice for us. He told us to eat the bread and juice often so we will always remember how much God loves us. *[Pour some grape juice for each child and give each a small piece of flat bread or Communion bread.]*

*Be aware of any food allergies and adjust accordingly.

After Jesus had said those things, we felt rather sad and ashamed for acting as we had. Here was our friend Jesus, acting like our servant and reminding us how we were supposed to be acting. Jesus loved us so much that He wanted to show His love to us one last time before He died.

When you see people washing one another's feet and eating and drinking the special bread and juice in church, they are remembering Jesus' unselfish life and death. We want to remember to treat others with love as Jesus did. We want to remember how much Jesus loves us. And because of that, we want to praise Him!

Debriefing

Allow response time as you ask:

In Jesus' day what did people do before eating? How did Jesus serve His friends?

What special food do people eat in church to help us remember Him? Why? What does Jesus want us to remember? (To serve others first; to know that He loves us; to know that He died for us.)

Say: **Jesus showed His love for His friends and for us when He shared that last supper with them. Remember our message? Let's say it together:**



We praise Jesus for showing us His love.

Bible Study

You Need:

Bible

Open your Bible to John 13:1-17, then to Luke 22:15-19. Point to the texts and say: **Here is where we find today's story in God's Word, the Bible.** Read selected verses aloud, paraphrasing as necessary.

Ask: **What two disciples did Jesus send to make arrangements for the Passover meal? Where did Jesus eat this meal and with whom? What did Jesus do to show His disciples that He loved them?**

Jesus knew we would be happy by putting others first. And Jesus knew that we needed some way to remember that He died for us. So He ate the Last Supper with His friends and explained what the bread and juice mean.

Jesus wants us to remember that He loves us. Let's say our message together:



We praise Jesus for showing us His love.

Memory Verse

Open your Bible and turn to John 13:1 and say: **This is where we find our memory verse for today.** Read the text aloud: "[He] loved his own who were in the world." Then use the following motions to teach the memory verse:

You Need:

Bible

- [He]** Point upward.
- loved** Fold arms across chest.
- his own who were in the world.** Point to others.



- John 13:1** Palms together, then open.



3

Applying the Lesson

Praise Jar

You Need:

- large-mouth container
- paper
- pencil or marker

Write the words "Praise Jar" on a large-mouth container. Ask the children what they want to praise Jesus for today. As each child responds, write their "praise" on a small piece of paper, and have the child fold it and place it in the Praise Jar. Shake the jar. One at a time, take the slips of paper out and read the praises.

What did you think about having so many things for which to praise Jesus? The Bible tells us that God loves it when we praise Him. And when we think of how Jesus loves us and shows us His love, it's not hard to thank Him. It's especially good to remember:



We praise Jesus for showing us His love.

Debriefing

Allow response time as you ask:

Say that with me.

4

Sharing the Lesson

Loving "Towel"

You Need:

- paper towels
- crayons or markers
- stickers or other art supplies

Tell the children that they will take home a sheet of paper to represent the towel that Jesus used to dry His disciples' feet after He had washed them. They can decorate their Loving "Towel." Also ask the children to think of someone that they want to share their "towel" with this week, and help them write that person's name on it.

you choose that person? What are you going to tell them when you share it with them? Jesus showed how much He loved His disciples by washing their feet. He reminded them, and us, to be unselfish and loving like He was. Because He acted that way, we should also.

How can you be kind and loving like Jesus this week? How can you praise Jesus for showing you His love? Let's say our message together one last time:

Debriefing

Allow response time as you ask: **With whom are you going to share your Loving "Towel" this week? Why did**



We praise Jesus for showing us His love.

Closing

Pray that Jesus will give each child the ability to serve Him this week. Thank Him for all the things He did for us when He was on earth.

PRAYER AND PRAISE



Fellowship

Report the students' joys and sorrows (pleased and troubled) as reported to you at the door (as appropriate). Allow time for sharing experiences from last week's lesson study, and review the memory verse. Acknowledge any birthdays, special events, or achievements. Give a special, warm greeting to all visitors.

Suggested Songs

"Because I'm Happy" (*Little Voices Praise Him*, no. 179)

"Wonderful, Wonderful" (*Little Voices Praise Him*, no. 226)

"All Children Need the Saviour" (*Little Voices Praise Him*, no. 178)

"Let's Give the Lord Our Praise" (*Little Voices Praise Him*, no. 219)

Mission

Use a story from *Children's Mission*.

Offering

Say: **Giving an offering in Sabbath School is one way to praise and thank Jesus. When you give your money today, say "I praise You, Jesus!"**

Prayer

Invite the children to tell how they know that Jesus loves them. Then pray a simple prayer such as: **Dear Jesus, thank You so much for showing us how much You love us. We praise You because You are so wonderful! Amen.**

*Prayer and Praise may be used at any time during the program.

STUDENT LESSON

A Special Supper

References

John 13:1-17;
 Luke 22:15-19;
The Desire of Ages,
 pp. 642-661

Memory Verse

"[He] loved his own who were in the world" (John 13:1, NIV).

The Message

We praise Jesus for showing us His love.

We wash our hands before every meal and before we eat anything. A long time ago Jesus helped His friends wash before supper, but it wasn't their hands He was concerned about!

"Peter," Jesus said quietly, "take John with you and go into the city. Look for a man carrying a jar of water, and ask him where we will eat the Passover supper this evening."

Peter and John soon found the man Jesus had described. The man showed them a large upper room where everything was ready. Even a large jar of water and a basin and towel for washing their feet had been provided.

But something was missing! Usually a servant washed everyone's feet before this special meal. But there was no servant. Each of Jesus' helpers looked forward to having his feet washed. Dusty roads and warm weather had made their feet tired and dirty.

Soon Jesus and the rest of the disciples came and sat down at the table. Peter decided he wouldn't say anything about not having a servant. And the rest of Jesus' friends didn't mention it either. No one wanted to do the work of a servant.

Then Jesus stood up. Without saying a word, He took off His coat. He wrapped a towel around His waist and poured some water into the basin. Then Jesus began to wash His friends' feet. Quietly He moved from one to another.

Most of the disciples were embar-

rassed. They remained silent. They knew Jesus was the Son of God. They knew that they should be washing *His* feet! But no one moved to help.

When Jesus finished, He sat down. "Do you understand why I washed your feet?" He asked kindly. The disciples


listened closely. "I am your Teacher," Jesus said. "I am your Lord. And I am giving you an example of how to treat other people. Serve others. Help people. Act as I do."

Jesus smiled as they nodded their heads. The disciples did understand. And they would always remember.

Then Jesus broke some bread into pieces and gave some to each of

His friends. He took the grape juice and passed it to everyone. The bread and the grape juice represented Jesus' sacrifice for us. He told us to eat the bread and juice often so we will always remember how much God loves us.

Today when you see people washing each other's feet and eating and drinking the special bread and juice in church, it is to remember Jesus' unselfish life and death on the cross. He wanted His disciples to treat others with love as He did. And He wants us to treat others with love too.



Do and Say

Sabbath

Each day this week, read the lesson story together, and use the following motions to review the memory verse.

[He] Point upward.

loved Fold arms across chest.

his own Point to others.

who were

in the world.

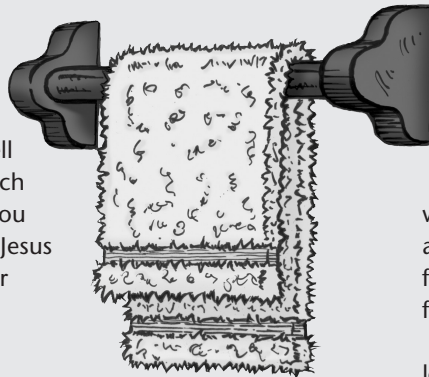
John 13:1 Palms together, then open.

Sunday

Help your child use the Loving "Towel" made in Sabbath School to share Jesus' love with someone. (Or decorate a sheet of paper, and write on it the name of someone your child wants to share it with.) Help your child tell how Jesus showed His love to His disciples during their special supper.


Monday

As you bathe your child tonight, talk about why Jesus washed His friends' feet. Tell your child how much you love them as you wash them. Thank Jesus for His love for your child and for your family.



Tuesday

Give your child some grape juice and bread or crackers. Eat them together while you talk about what Jesus said they represent (Jesus' blood and body that He gave because He loves you and your child).



Wednesday

Today, wear sandals such as those Jesus might have worn. Ask your child: "What are our roads made of? What would our feet look like if we walked on dirt roads as much as Jesus did?" Thank Jesus for comfortable shoes and for ways to keep clean.

Thursday

Help your child name and count five ways Jesus shows His love to your family. Sing "Jesus Loves Me" before prayer.

Friday

Tonight, include juice and bread with supper while reclining around a low table. Talk with your child about how Jesus ate with His friends. Ask: "Do anyone's feet (or hands) need washing? Why did Jesus wash His friends' feet?"

Sing praise songs; then thank Jesus for His unselfish love. Ask Him to help your family serve others with love.