


# LESSON



## A Praise Parade

### WORSHIP

We praise Jesus for what He has done for us.

#### References

Luke 19:28-40; *The Desire of Ages*, pp. 569-579.

#### Memory Verse

"Blessed is the king who comes in the name of the Lord!" (Luke 19:38, NIV).

#### Objectives

##### The children will:

**Know** that it is good to praise Jesus.

**Feel** grateful for all the wonderful things Jesus does.

**Respond** by praising Jesus through music.

#### The Message



We worship Jesus when we praise Him.

## Getting Ready to Teach

#### The Bible Lesson at a Glance

For about three years Jesus' friends have traveled with Him and have seen how He makes blind people see, deaf people hear, and sick people well. Jesus' friends love Him because He is kind. One day the people have a special parade for Him. They shout good things about Him. They praise Jesus for His goodness.

#### **This is a lesson about worship.**

Praising God is a natural reaction of those who know His love and kindness.

We praise Him when we sing songs of gratefulness and when we tell Him in our prayers how happy we are because He loves us so much.

#### Teacher Enrichment

"It was on the first day of the week that Christ made His triumphal entry into Jerusalem" (*The Desire of Ages*, p. 569).

"Never before had the world seen such a triumphal procession. . . . The blind whom He had restored to sight were leading the way. The dumb whose

# NINE

<b>Program Outline</b>			
LESSON SECTION	MINUTES	ACTIVITIES	MATERIALS NEEDED
<b>Welcome</b>	ongoing	Greet students at door; hear pleased/troubled	none
<b>1 Readiness Options</b>	up to 10	A. <i>Palm Branch</i> B. <i>Praise Songs</i> C. <i>Flower Lei</i>	green paper, pencils, scissors, glue or tape, sticks or dowels device that can play music, praise songs paper flower shapes, scissors, hole punch, string or yarn
<b>* Prayer and Praise *</b>	up to 10	See page 97. <b>*Prayer and Praise</b> may be used at any time during the program.	
<b>2 Bible Lesson</b>	up to 20	Experiencing the Story	donkey prop, song "Praise Him, Praise Him," artificial flowers and/or flower leis, real or paper palm branches or handkerchiefs, colorful pieces of cloth or bath towels
		Bible Study	Bible
		Memory Verse	Bible
<b>3 Applying the Lesson</b>	up to 15	<i>Praise Parade</i>	none
<b>4 Sharing the Lesson</b>	up to 15	<i>Palm Leaf Praise</i>	palm branches or palm leaf pattern (see p. 142), green construction paper, marker, scissors

tongues He had loosed shouted the loudest hosannas. The cripples whom He had healed bounded with joy, and were the most active in breaking the palm branches and waving them before the Saviour. Widows and orphans were exalting the name of Jesus for His works of mercy to them. The lepers whom He had cleansed spread their untainted garments in His path, and hailed Him as the King of glory. Those whom His voice had awakened from the sleep of death were in that throng. Lazarus, whose body had

seen corruption in the grave, but who now rejoiced in the strength of glorious manhood, led the beast on which the Saviour rode" (*The Desire of Ages*, p. 572).

As you think about all that Jesus has done for you, how will you share this attitude of praise with the children?

### Room Decorations

Use the road and donkey prop made for Lesson 7. Add city walls with an arch. Have palm-type trees, or draw palm trees on the walls.

# Teaching the Lesson

## Welcome

Welcome students at the door. Ask how their week has been—what they are pleased/troubled about. Encourage them to share any experiences from last week’s lesson study. Have them begin the readiness activity of your choice.



## Readiness Activities

Select the activity most appropriate for your situation.

### A. Palm Branch

Help the children trace their hands on green paper a total of four times. Help the children cut out the hands and tape or glue them onto a precut 12-inch (30.5 cm) stick or a dowel to make a palm branch (two palms on each side pointing out). OR precut a palm branch by folding a sheet of green paper in half lengthwise. Round off the two open corners with scissors. The children can use scissors to cut small slits along the open side to make a fringe. Warn them not to cut the folded side. Then they can tape their branch to a stick or dowel. These can be used during Experiencing the Story and Sharing the Lesson.

#### You Need:

- green construction paper
- pencils
- scissors
- tape or glue
- sticks or dowels

#### Debriefing

Allow response time as you ask: **Can you wave your palm branch up and down gently? Today we’ll hear a Bible story about a time when children and adults waved palm branches to praise Jesus. Palm branches were used to show victory or winning. The people wanted to worship Jesus and give Him victory. And they wanted to praise Him for all He had done for them. Do you know that . . .**



We worship Jesus when we praise Him.

**Say that with me.**

### B. Praise Songs

Record the children singing their favorite praise songs, and play it back for them.

#### Debriefing

Allow response time as you ask: **Was it fun listening to yourselves sing? Do you think Jesus heard us sing? Do you think our songs make Jesus happy? Do you want to praise Jesus? Today we’ll learn about a Bible story in which children and adults sang songs to praise**

#### You Need:

- device that can play music
- music for several praise songs

**Jesus. We can sing songs to praise Him too. Today's message is:**



We worship Jesus when we praise Him.

**Say that with me.**

### **C. Flower Lei**

Beforehand, cut out numerous paper flower shapes in different colors, and punch a hole through the center. Have the children take turns stringing a flower lei with yarn. Tie the ends together and put the lei around your donkey prop's head.

#### ***Debriefing***

Allow response time as you ask: **Did you enjoy stringing the flower lei? Can you tell me where people make leis like this out of real flowers?** (Pacific islands) **In those places flower leis are placed around someone's neck to honor them. Today we'll learn about a Bible story in which children and adults showed honor to Jesus and praised Him. We can praise Jesus too. Today's message says:**

#### **You Need:**

- scissors
- paper flower shapes in various colors
- hole punch
- string or yarn



We worship Jesus when we praise Him.

**Say that with me.**



**NOTE: Prayer and Praise appears on page 97.**

2

**Bible Lesson**

**Experiencing the Story**

*Read or tell the lesson story while the children do the suggested actions at the appropriate times.*

**You Need:**

- ❑ donkey prop (from Lesson 7)
- ❑ song "Praise Him, Praise Him" (*Little Voices Praise Him*, no. 221)
- ❑ pieces of cloth or bath towels
- ❑ artificial flowers and/or flower leis (made in Readiness Activity C)
- ❑ real or paper palm branches (optional—use ones made in Readiness Activity A) or use handkerchiefs

**Read or tell the story.**

Jesus and His disciples walked along a road. Jesus walked a ways ahead. He was thinking. He knew it was time for something very important. He knew it was time to tell all the people that He was the Messiah—the one that God had sent from heaven to save the world.

Jesus and His friends were getting close to the city of Jerusalem. Suddenly Jesus stopped walking. "Go into that village," He said to two of the disciples. "You will see a colt tied up. It has never been ridden. Untie it and bring it to Me. If anyone asks you what you are doing, just say 'The Lord needs it.'"

Jesus needed the colt because He was about to do what the prophets had said the Messiah would do. "Your king is coming to you. . . . He is gentle and riding on a donkey. He is on the colt of a donkey" (Zechariah 9:9, ICB).

In those days kings rode into cities on big horses, the biggest horses they could find. They wanted everyone to know that they were the king. They wanted everyone to be afraid of them. Jesus wanted everyone to know that He was King. But He entered the city on a colt of a donkey. Jesus never wanted people to be afraid of Him, even though He was the King of the whole world.

The disciples hurried off to do as Jesus asked. When they entered the village,

they found a colt of a donkey, just as Jesus had said they would. And as they untied it, the owner asked them what they were doing. The disciples answered, "The Lord needs it," just as Jesus had said to do. And they led the young donkey away.

There was no saddle, so the disciples put their coats over the colt for Jesus to sit on.

The road to Jerusalem was crowded. Fathers probably held their children on their shoulders so that they could see Jesus. Mothers may have stood on tiptoe to watch. There were probably people there whom Jesus had healed—they had been blind, deaf, sick, and disabled. They were so happy that they could praise Jesus.

The people began to take off their coats and spread them out on the road ahead of Jesus for the donkey to walk on [*children spread out cloth or bath towels*]. They broke off branches from the palm trees and waved them [*children wave palm branches or handkerchiefs*]. The people also began to shout, "Blessed is the King who comes in the name of the Lord! Blessed is the King who comes in the name of the Lord [*children shout it out two times*]!" The people shouted and sang as they walked along [*children sing "Praise Him, Praise Him" one time*]. They praised God for all the wonderful miracles they had seen.

Some of the religious leaders were very upset. They knew that the people were calling Jesus the Messiah. "Teacher!" they shouted from the edge of the road. "Tell these people to stop saying these things!"

Jesus looked sadly at the religious leaders. He knew that they did not want to believe that He really was the Messiah.

They did not like Him. “I can’t tell them that!” Jesus answered, “If the people are quiet, then the stones along the road will cry out!”

It was time for everyone to know that Jesus was the Messiah—the one sent by God. It was time for everyone to make a choice. Would they believe in Jesus?

It was good for the people to give praise to Jesus. It is good for us to do the same. We worship Jesus when we sing to Him and tell Him that we love Him.

**Debriefing**

Allow response time as you ask:  
**How do you think the people felt as they saw Jesus riding on the little donkey? What did some of the religious leaders think about hearing the people praise Jesus?**

**Do you want to praise Jesus too? How can you praise Jesus? Remember our message? Let’s say it together:**



We worship Jesus when we praise Him.

**Bible Study**

**You Need:**

Bible

Open your Bible to Luke 19:28-40. Point to the text and say: **Here is where we find**

**today’s story in God’s Word, the Bible.** Read the text aloud, paraphrasing as necessary.

**Debriefing**

Allow response time as you ask: **On what errand did Jesus send two of His disciples? What did they put on the young donkey for Jesus to**

**sit on? How did the people praise Him? What did Jesus say would praise Him if the people didn’t? What would you like to praise Jesus for today? Remember:**



We worship Jesus when we praise Him.

**Say that with me.**

**Memory Verse**

Open your Bible and turn to Luke 19:38 and say: **This is where we find our memory verse for today.** Read the text aloud: **“Blessed is the king who comes in the name of the Lord!”**

Then proceed to teach the memory verse as outlined below:

**You Need:**

Bible

**Blessed**

Hands outstretched as if blessing someone.



**is the king**

Hands up as if putting crown on your head.



**who comes**

Motion to come toward you.



**in the name**

Point to mouth.



**of the Lord!**

Point upward.



**Luke 19:38**

Palms together, then open.



3

**Applying the Lesson**

**Praise Parade**

Have a Praise Parade. Have the children get in a line (if possible, go outside) and follow you as you walk around. You say: **Praise Jesus for \_\_\_\_\_**, and one by one ask each child to fill in the blank with their own response (such as “my parents,” or “my dog,” or “the sunshine,” etc.).

**Debriefing**

Allow response time as you ask: **Did you like being a part of our Praise Parade? When can we praise Jesus? For what can we praise Jesus? We can praise Jesus for everything He gives us, for ev-**

**everything He does for us, and for being just who He is—the King of the universe, God’s Son, and our Friend.**

**We can praise Jesus by praying to Him and thanking Him, by singing songs to Him. We can praise Him by how we act and talk. When we really praise Him, people will see that we have Jesus in our hearts. Let’s say our message together:**



We worship Jesus when we praise Him.

4

**Sharing the Lesson**

**Palm Leaf Praise**

Use the palm branch made in Readiness Activity A, or if the children didn’t make a palm branch, have them cut out the palm leaf pattern (see p. 142) that you’ve copied onto green construction paper.

Have the children wave their palm branch or leaf while singing “Praise Him, Praise Him” (*Little Voices Praise Him*, no. 221).

**Debriefing**

Allow response time as you ask: **Did you enjoy singing**

**praises to Jesus? Take your palm branch or leaf home with you, and share your praise songs with someone to show them how much you love Jesus. You can tell them the story about people praising Jesus a long time ago, and about how we can praise Him now. Tell them why you like to praise Jesus. Remember . . .**



We worship Jesus when we praise Him.

**Say that with me.**

**You Need:**

- palm branches (from Readiness Activity A) or palm leaf pattern (see p. 142)
- green construction paper
- marker
- scissors

**Closing**

Pray that the children will praise Jesus all week long and share their songs of praise to Jesus with others.

## PRAYER AND PRAISE



### Fellowship

Report the students' joys and sorrows (pleased and troubled) as reported to you at the door (as appropriate). Allow time for sharing experiences from last week's lesson study, and review the memory verse. Acknowledge any birthdays, special events, or achievements. Give a special, warm greeting to all visitors.

### Suggested Songs

- "Praise Him, Praise Him" (*Little Voices Praise Him*, no. 221)
- "Praise Your God" (*Little Voices Praise Him*, no. 224)
- "Praise to Jesus" (*Little Voices Praise Him*, no. 222)
- "My Best Friend Is Jesus" (*Little Voices Praise Him*, no. 218)
- "Making Music" (*Little Voices Praise Him*, no. 220)

### Mission

Ask: **Wasn't it fun to praise Jesus by singing songs to Him? Not everyone in the world knows about Jesus, so they can't praise Him. Let's tell people about Jesus so that they can praise Him too!** Use a story from *Children's Mission*.

### Offering

Say: **The offering you brought today is another way you can worship Jesus. The money will be used to tell people about Jesus so that they can praise Him too.**

### Prayer

Ask the children to name things for which they want to praise Jesus. Invite volunteers to pray; then close with a simple prayer such as: **Dear Jesus, we praise You today because You are so good to us and because You love us. We love You. Amen.**

\*Prayer and Praise may be used at any time during the program.



## STUDENT LESSON

# A Praise Parade

## References

Luke 19:28-40;  
*The Desire of Ages*,  
 pp. 569-579

## Memory Verse

“Blessed is the king who comes in the name of the Lord!” (Luke 19:38, NIV).

## The Message

We worship Jesus when we praise Him.

*For what do you like to thank Jesus? How do you show Him you love Him? There was one time that people praised Him with a parade, palm branches, and loud voices.*

Jesus and His friends were approaching the city of Jerusalem. Suddenly Jesus stopped. “Go into that village over there,” He said to two of the disciples. “You will see a donkey’s colt tied up. It has never been ridden. Untie it and bring it to Me. If anyone asks you what you are doing, just say, ‘The Lord needs it.’”

Jesus needed the colt because He was about to do what the prophets had said the Messiah would do. “Your king is coming to you. . . . He is gentle and riding on a donkey. He is on the colt of a donkey” (Zechariah 9:9, ICB).

In those days kings rode into cities on big horses. They wanted everyone to know who they were. They wanted everyone to be afraid of them. Jesus entered the city on a little donkey. Jesus never wanted people to be afraid of Him.

The disciples just knew that something special was going to happen. So they hurried off to do as Jesus asked. When they entered the village, they found a colt, just as Jesus had said they would. As they untied it, the owner asked them what they were doing. The disciples answered, “The Lord needs it,” just as Jesus had said to do. And they led the little colt to Jesus. There was no saddle, so the disciples put coats on the colt.


The road to Jerusalem was crowded. Fathers held their children on their shoulders so they could see Jesus. Mothers stood on tiptoe to watch. There were people there whom Jesus had healed—people who had been blind, deaf, sick, and crippled.

The people began to spread their coats on the road for the colt to walk on. (This is what people did for kings in those days.) The people also began to shout, “Bless the King who comes in the name of the Lord! Bless the King who comes in the name of the Lord!” Again and again the people shouted and sang praises to Jesus.

Some of the religious leaders watched. They knew that the people were calling Jesus the Messiah, and they didn’t like it. “Teacher!” they shouted from the side of the road. “Tell these people to stop saying these things!”

Jesus looked sadly at the religious leaders. He knew that they did not want to believe that He really was the Messiah. They did not like Him. Jesus answered, “If the people are quiet, then the stones along the road will cry out!”

It was time for everyone to know that Jesus was the Messiah—the one sent by God. It was time for everyone to make a choice. Would they believe in Jesus? Will you?



# Do and Say

## Sabbath

Each day this week, read the lesson story together, and review the memory verse.

**Blessed** . . . . . Hands outstretched in blessing.

**is the king** . . . . . Pretend to put crown on.

**who comes** . . . . . Motion toward you.

**in the name** . . . . . Point to mouth.

**of the Lord!** . . . . . Point upward.

**Luke 19:38** . . . . . Palms together, then open.

## Sunday


Read Luke 19:28-40, but stop when it tells about people praising Jesus, so your child can say, "Yea for Jesus!"

Help your child write "Thank You, Jesus" on paper and put it where it is easily seen. Each day, help your child add one thing. Let them write the words or draw a picture or a happy face on the paper.

## Monday

Remind your child to give someone the palm branch or leaf made in Sabbath School. (Or cut a leaf shape from green paper, and write on it "We worship Jesus when we praise Him.") Help them tell the Bible story.

Take your child to see a real horse, pony, or donkey this week, if possible. If not, pretend that you are a colt, and give your child a ride.



## Tuesday

Help your child find a rock. Say: If the people in our lesson had not praised Jesus, then the rocks would have. Let your child hold the rock while the family sings praise songs.



## Wednesday

Do a "praise Jesus" litany. You say: "Can we praise Jesus anytime? We can praise Jesus anytime. What about when we're sitting?" (Child sits and says, "Praise Jesus.") "When we're standing?" (Child stands and says, "Praise Jesus.") Continue with kneeling, singing, jumping, etc.

## Thursday

Take your child outside and find three things for which you would like to praise Jesus. Then praise Him.

Teach your child the doxology, hymn number 695 in the *Seventh-day Adventist Hymnal*.

## Friday

Act out the Bible story with your family. Use a scarf or a tree branch as a palm branch.

Have your child tell about the "Thank You, Jesus" list they made this week. Pray and thank Jesus for each item.