


# LESSON



## Caught in a Cave

**COMMUNITY** We respect one another.

### References

1 Samuel 18:5-9; 19:1, 2, 11, 12; 24:1-22; *Patriarchs and Prophets*, pp. 649-663.

### Memory Verse

“Let us not become weary in doing good” (Galatians 6:9, NIV).

### Objectives

#### The children will:

**Know** everyone is valued by God.

**Feel** a desire to do good for others.

**Respond** by being kind to people, even if people are not kind to them.

### The Message

We can do good even when others aren't nice to us.

## Getting Ready to Teach

### The Bible Lesson at a Glance

King Saul is jealous of David because David seems to be blessed by God and one day will be king. King Saul looks for David so he can kill him. David and his soldiers see King Saul coming, and they hide in a cave. King Saul enters the cave but does not see David and his men. David's soldiers whisper to him, and tell him he has a chance to kill Saul, but David refuses to do so. Instead, he creeps up behind the king and cuts off a piece of the king's long cloak. When Saul leaves the cave, David

follows from a distance and calls out to tell Saul that he could have killed him, but didn't because Saul is a king chosen by God. Saul says that David is a better man than he is, and he leaves with his soldiers.

### ***This is a lesson about community.***

Although Saul hated him, David respected Saul because God had chosen him to be the first king of Israel. We are to treat those who are unkind to us as David treated Saul—with respect—because they are God's children too.

# THREE

<b>Program Outline</b>			
LESSON SECTION	MINUTES	ACTIVITIES	MATERIALS NEEDED
<b>Welcome</b>	ongoing	Greet students at door; hear pleased/troubled	none
<b>1</b> <b>Readiness Options</b>	up to 10	A. <i>Special Creations</i> B. <i>Gentle Blows</i> C. <i>Jesus Loves You Circle</i>	building blocks or Legos, puzzles, paper, crayons inflated balloons crumpled piece of paper or sponge ball
<b>*</b> <b>Prayer and Praise*</b>	up to 10	See page 37. <b>*Prayer and Praise</b> may be used at any time during the program.	
<b>2</b> <b>Bible Lesson</b>	up to 20	Experiencing the Story	Bible-times children's costumes, Bible-times adult costumes, "cave," small piece of cloth, two adult males
		Bible Study	Bible
		Memory Verse	Bible
<b>3</b> <b>Applying the Lesson</b>	up to 15	<i>Children of God</i>	none
<b>4</b> <b>Sharing the Lesson</b>	up to 15	<i>Share the Fabric</i>	clean rags or a large piece of fabric, scissors

## Teacher Enrichment

"The monarch of Israel was opposing his will to the will of the Infinite One. Saul had not learned, while ruling the kingdom of Israel, that he should rule his own spirit. . . .

"Though Saul was ever on the alert for an opportunity to destroy David, he stood in fear of him, since it was evident that the Lord was with him. David's blameless character aroused the wrath of the king; he deemed that the very life and presence of David cast a reproach upon him, since by contrast it presented his own character to disadvantage. It was envy that made Saul miserable and put the humble sub-

ject of his throne in jeopardy" (*Patriarchs and Prophets*, pp. 650, 651).

Do we remember that those who hurt us are still children of our Father and thus our brothers and sisters? Do we resist the urge to criticize and gossip when we have been hurt?

## Room Decorations

See Lesson 1. Add a "cave" out of a black, gray, or brown sheet draped over a table or chairs, or use a small tent. It should be big enough so your class can get in it. You can also use this sheet for a "fiery furnace" in Lesson 7, a "lions' den" in Lesson 8, and a "hole" in Lesson 10.

## Teaching the Lesson

### Welcome

Welcome children at the door. Ask them how their week has been—what they are pleased/troubled about. Encourage them to share any experiences from last week's lesson study. Have them begin the readiness activity of your choice.

1

### Readiness Activities

Select the activity most appropriate for your situation.

#### A. Special Creations

##### You Need:

- building blocks or Legos
- puzzles
- paper
- crayons

Let the children create something with blocks, put together a puzzle, or draw a picture. (If you have a small class, any of these will do.) Tell them that in a few minutes everyone will come around and look at what each child has made. As the class looks at what has been made, ask each child to tell about their creation.

##### Debriefing

Allow response time as you ask: **What did you create? How would you feel if I pushed all of the blocks over or ripped up your picture? It makes us unhappy when people don't treat us nicely, doesn't it? Even though people can sometimes be mean, Jesus still loves them. Jesus made each person special, and He wants us to treat each other with respect. When we treat others with kindness, we are showing respect to them. It would be easy to treat someone mean if they are mean to us, but Jesus asks us to show them kindness. Our Bible story is about someone who showed respect to a man who was trying to harm him. Today's message is:**



**We can do good even when others aren't nice to us.**

**Say that with me.**

(Adapted from *Protected Property* [Character Builders, Group Publishing, 1998], pp. 66, 67.)

#### B. Gentle Blows

##### You Need:

- inflated balloons

Put some inflated balloons on the floor. Ask the children to blow them from one side of the room to the other using gentle blows.

##### Debriefing

Allow response time as you ask: **Did you need to blow hard to get the balloons moving?** (No, they moved with a gentle blow.) **You didn't need**

**to kick or punch the balloons to have them move. Just blowing gently is enough. That's the way people who love Jesus treat other people. They are gentle and kind to others, not rough or forceful.**

**When you are nice to someone, what do you do?** (be kind, loving, helpful, sharing, etc.) **People who love Jesus are nice to others. Sometimes people aren't always nice to us, and it would be easy to be mean to them. But Jesus asks us to show them kindness instead. Our Bible story is about someone who showed respect to a man who was trying to harm him. Today's message is:**



We can do good even when others aren't nice to us.

**Say that with me.**

### **C. Jesus Loves You Circle**

Have the children sit in a large circle. Teach them the following finger play:

- |  |                                     |
|--|-------------------------------------|
| <b>One, two. Jesus loves you.</b>      | Put up two fingers as if counting.  |
| <b>Three, four. He loves you more.</b> | Put up four fingers as if counting. |
| <b>Yea, (name of child)!</b>           | Clap or wave hands in air.          |
| <b>Yea, (name of child)!</b>           |                                     |

#### **You Need:**

- crumpled paper or sponge ball

Begin by standing in the center of the circle. Tell the children that when their name is called they need to get the ball or crumpled paper that will be tossed into the air. Call a child's name and throw the crumpled paper or ball into the air. You then sit down in their seat when that child runs to get the ball. The child then stands in the center of the circle while the rest of the class does the finger play for them. Then they throw the crumpled paper or ball in the air and call the name of a child who hasn't had a turn yet. Repeat until all have had a turn.

#### **Debriefing**

Allow response time as you ask: **Whom does Jesus love? All of us are very special to Jesus. He loves you, and you . . .** (point to each child) **very much. Because we are all special to Jesus, He wants us to treat one another with love. Sometimes people aren't kind to us, and it would be easy to be unkind to them, but Jesus asks us to treat them nicely anyway because they are special to Him too. Our Bible story is about someone who showed respect to a man who was trying to harm him. Today's message is:**



We can do good even when others aren't nice to us.

**Say that with me.**



**NOTE: Prayer and Praise appears on page 37.**

## 2

**Bible Lesson****Experiencing the Story****You Need:**

- Bible-times children's costumes
- Bible-times adult costumes
- small piece of cloth
- "cave"
- two adult males

*Make a "cave" in one corner of the room (see Room Decorations). Have the children dress up like David's friends. Have one adult dress up as Saul and the storyteller dress as David.*

**Read or tell the story.**

Last week we learned that David and Jonathan had to say goodbye because Jonathan's father, King Saul, wanted to hurt David. Do you remember that King Saul was jealous of David because the people

liked David better than they liked him?

This week our story is about David and King Saul. (Name of adult) is going to pretend to be King Saul in our story today.

*[King Saul says: "I have to make a plan to get David!" and then he storms out of the room.]*

King Saul was going to trick David and try to hurt him. Jonathan told David about the plan. David and all of his friends ran away. We are going to pretend to be like David and his friends, and hide! Where should we go? *[Lead the children into the "cave," through the chair/blanket tunnel into the corner of the room, or into the tent, if it's big enough.]* We have to be very quiet. *[Whisper.]* We don't want King Saul to hear us. He's looking for us.

*["King Saul" comes back into the room and says: "Where are David and his friends?" He looks around the room, muttering. Then he comes and squats in the mouth of the cave facing outward into the room, extending his costume out behind him.]* King Saul is right here in the cave! Do you know what David's friends wanted him to do? Who wants to guess? *[Allow response time.]* David's friends wanted David to hurt Saul. They

wanted David to hurt Saul before Saul hurt David. What do you think David did? *[Allow responses.]* David knew that Saul was special to God. God had chosen Saul to be king. David couldn't hurt Saul. God loved Saul, even though Saul was not being kind to David.

Very quietly, David crept up behind Saul. He took out his knife and very carefully and quietly cut off a piece of King Saul's clothes. Like a mouse, he crept back to his friends. Then King Saul went out of the cave. *[As you're telling this part of the story, pretend to cut off a bit of fabric from "Saul's" robe. Saul then leaves the cave.]*

David began to feel bad about cutting the king's clothes. It wasn't a very nice thing to do. He went out of the cave because he wanted to talk to King Saul. Let's crawl out of the cave.

Then David said, "King Saul! King Saul! King Saul! Look! I have a piece of your clothes! *[Hold up a piece of fabric.]* When you were in the cave, I was so close to you! I could have hurt you like you want to hurt me, but I didn't. I just cut a piece of your clothes. I know that God loves you. God made you king, and I know that you are special to God. I don't want to hurt you. You came here to hurt me, but I will not do bad things to you."

Saul looked up. He saw David and all of his friends by the cave. King Saul saw the piece of cloth in David's hand. King Saul started crying. He knew that he was unkind to David. He knew that David was a good man. David could have hurt King Saul, but he didn't. *[King Saul says: "You have done good to me, but I have done wrong to you."]*

It would have been easy for David to be mean to King Saul, but he chose to show kindness instead, because he knew

that King Saul was important to God.

**Debriefing**

Allow response time as you ask: **What are some times when people have not been nice to you? How did you feel? How would you feel if someone was trying to hurt you?** (scared, mad, sad) **David and his friends probably felt those ways too. But David was still kind to King Saul. He didn't hurt him.**

**What are some ways we can be nice to people who are not nice to us?** (share our toys; say nice things; invite them to play with us; don't hit or pull hair, etc.) **Sometimes when people are not kind to us, we don't feel like treating them kindly. But we can remember how David showed kindness to King Saul. Let's say our message together again:**



We can do good even when others aren't nice to us.

**You Need:**

Bible

**Bible Study**

Open your Bible to 1 Samuel 18:5-9; 19:1, 2, 11, 12; 24:1-22. Point to the texts and say: **This is where today's story is found in the Bible.** Read selected verses aloud, paraphrasing as necessary.

**Debriefing**

Allow response time as you ask: **What did King Saul want to do to David? Where did David and his men hide? What did David's men want David to do to King Saul? What did David do instead? How did King Saul feel after David talked to him? Was it easy for David to treat King Saul kindly? Do you treat others kindly even when**

**they are not kind to you? Jesus can help you. Remember . . .**



We can do good even when others aren't nice to us.

**Say that with me.**

**Memory Verse**

Turn to Galatians 6:9 and say: **This is where we find our memory verse in God's Word, the Bible.** Read the verse aloud:

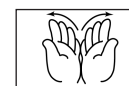

**"Let us not become weary in doing good."**

Have the children jump up and down 10 times and ask: **Are you tired yet? No? Jump 10 more times.** Ask again: **Are you tired now? Repeat until children say they are tired.**

Say: **Our memory verse tells us not to become weary—or tired—in doing good. Just as you got tired jumping up and down, we may become tired of being nice to people who aren't nice to us. But Jesus asks us to keep doing good to them anyway.**

Teach the verse as follows:

- Let us** Point to others, then to self.
- not become** Shake head side to side.
- weary** Hands on chest, move them forward to waist while slumping shoulders.
- in doing good.** Palms open, arms wide.
- Galatians 6:9** Palms together, then open.



**You Need:**

Bible

3

**Applying the Lesson**

**Children of God**

Have the children scatter around the room. Encourage them to do the motions as you say:

- Children of God, wave your hands.**
- Children of God, jump up and down.**
- Children of God, turn around.**
- Children of God, reach for the sky.**
- Children of God, hop on one foot.**
- Children of God, hug a friend.**
- Children of God, sit on the ground.**
- Children of God, giggle and laugh.**
- Children of God, let's say "Amen."**

To play again, have the children suggest actions for the children of God to do.

**Debriefing**

Allow response time as you ask: **How many children of God do we have here today? Let's count them together. Can anyone tell me why we are called "children of God"?** (Because God made us, and He loves us. We are special to Him.)

**Do you know that God loves us when we are bad? God loves us all the time! Because we are all children of God, Jesus wants us to treat each other kindly, even when it's hard to do. Remember our message:**



We can do good even when others aren't nice to us.

(From *Let's Play: Group Games for Preschoolers* [Group Publishing, 1996], pp. 30, 31.)

4

**Sharing the Lesson**

**Share the Fabric**

Allow response time as you ask:

**You Need:**

- clean rags or a large piece of fabric
- scissors

**Who can tell me what David did to King Saul in the cave? That's right, David cut off a piece of King Saul's clothes. I want you to carefully cut off a piece of cloth like David did.** Distribute cloth and scissors and allow time.

**Debriefing**

Allow response time as you ask: **Why did David cut off a piece of King Saul's clothes? It showed King Saul that David had been very close to him and could have hurt him, but he chose not to. King Saul knew that David respected him because David didn't hurt him. Let's remember that do good to others as David did.**

**Share this piece of material with someone this week and tell them about David and King Saul. Maybe you could even share it with someone who hasn't been nice to you. And remember our message:**



We can do good even when others aren't nice to us.

**Say that with me.**

### **Closing**

Pray that the children will remember to do good even when others aren't nice to them.

## **PRAYER AND PRAISE**



### **Fellowship**

Report the students' joys and sorrows (pleased and troubled) as reported to you at the door (as appropriate). Allow time for sharing experiences from last week's lesson study and review the memory verse. Acknowledge any birthdays, special events, or achievements. Give a special, warm greeting to all visitors.

### **Suggested Songs**

"Let Us Do Good" (*Little Voices Praise Him*, no. 263)

"Let Us Do Good to All Men" (*Little Voices Praise Him*, no. 265)

"Kind Lips" (*Little Voices Praise Him*, no. 310)

"I Want to Be Like Jesus" (*Little Voices Praise Him*, no. 194)

### **Mission**

Use a story from *Children's Mission*.

### **Offering**

Say: **We show others we love them when we bring our offering to Sabbath School. Then they can learn that Jesus loves them too.**

### **Prayer**

Pray that the children will know that Jesus loves everyone, and that Jesus can help them show kindness to people who aren't nice to them.

\*Prayer and Praise may be used at any time during the program.



## STUDENT LESSON

# Caught in a Cave

## References

1 Samuel 18:5-9; 19:1, 2, 11, 12; 24:1-22;  
*Patriarchs and Prophets*, pp. 649-663

## Memory Verse

"Let us not become weary in doing good" (Galatians 6:9, NIV).

## The Message

We can do good even when others aren't nice to us.

*Has anyone done something unkind to you? What did you do? David shows us how to do good to someone who is mean to us.*

The soldier scrambled down the mountainside. He might have slipped on some gravel, then got his balance and ran on. "Saul and his soldiers are coming!" he may have gasped to David. "King Saul is coming with thousands of soldiers!" (See 1 Samuel 24:2.)

No longer a boy, David and his 600 men quickly climbed up to a big cave where they could hide. The cave was very dark and still. David and his men crouched behind big boulders. They barely breathed.

David and his men had been running away from King Saul and his soldiers for months. King Saul had made it known he wanted to hurt David. Why?

Because King Saul was jealous of David's victories in battle. The people loved David. They even made up a song about him, comparing him to King Saul. King Saul didn't like that at all!

Suddenly a man walked into the cave. A very tall, big man. Saul! The king turned and faced the entrance of the cave. He squatted down and pushed his robe out behind him.

"Look!" one of the hiding men whispered into David's ear. "God is giving you a chance to do whatever you want to King Saul."

"I cannot," David replied. "God has

made him king. I cannot harm him."

Then David took his sharp knife out of his belt. He crept slowly and noiselessly toward King Saul, then reached out and cut off a piece of the king's robe.

David crept soundlessly back to his men. But he began to feel bad about

cutting the king's robe.

When Saul stood up and left the cave, David followed him. "King Saul!" he shouted.

Saul turned around quickly and saw David standing at the entrance of the cave.


"My men and I could have killed you," David said. "But I will never hurt you because you were chosen by God."

"Look!" David shouted as he held up the piece of material he had cut from the king's robe. "This proves that I could have hurt you."

"Is that really you, David?" Saul called back. "You are a better man than I am," he said with tears running down his face. "You have been merciful. I know that you will surely be the king of Israel after me. Just promise me that you will not hurt my family."

So King Saul and his 3,000 soldiers began the long trip back home.

God was happy with the way David treated Saul that day.




# Do and Say

## Sabbath

Each day this week, read the lesson story together and review the memory verse.

- Let us** . . . . . Point to others, then to self.
- not become** . . . . . Shake head, side to side.
- weary** . . . . . Hands on chest, move them forward to waist while slumping shoulders.
- in doing good.** . . . . Palms open, spread arms wide.
- Galatians 6:9** . . . . . Palms together, then open.

down two or three instances. Ask Jesus to help your child show kindness when others are not kind.



Help your child share with someone the fabric they cut in Sabbath School and tell them the Bible story. If appropriate, share it with someone who hasn't been nice to them.

## Sunday

Read together parts of 1 Samuel 18:5-9; 19:1, 2, 11, 12; 24:1-22. Ask: Why was King Saul angry at David? What did he want to do? Where did David hide? What did David do to King Saul? How did King Saul react?

## Wednesday

Ask: Is it easy to be nice to someone who is mean to you? Who helped David to be nice? Who can help you to be nice?

If there is a mean child or adult in the neighborhood, plan with your child to do something nice for them and do it today.

## Monday

Use chairs and blankets to make a "cave." Let your child retell the story while in the "cave."

Talk about a time someone was nice to you and you didn't deserve it, or you were nice to someone after they had treated you unkindly.

## Thursday

Help your child draw a picture of two children being nice to each other.

Before prayer, sing a song about doing good.

## Tuesday

With your child, complete the following sentence: "Jesus, it's hard to be nice when . . ." Write



## Friday

Review the "it's hard to be nice when" list you made on Tuesday. Talk about your child's reactions this week. Thank Jesus for His help.

For family worship, read and discuss portions of *Patriarchs and Prophets*, pages 660-662.