

If you have a QR code reader on your smartphone or computer: load the reader, point your camera at this graphic, and visit our site.



Kindergarten

Leader/Teacher Guide

A Sabbath School Bible Study Guide for Kindergarten Children
GraceLink® Sabbath School Curriculum

www.gracelink.net

Year B, Second Quarter

WORLD SABBATH SCHOOL DIRECTORS

JIM HOWARD, JUSTIN KIM

GENERAL CONFERENCE ADVISER

TED N. C. WILSON

CONSULTING EDITOR

ARTUR STELE

DESIGN

REVIEW AND HERALD DESIGN CENTER

DESKTOP TECHNICIAN

BRUCE FENNER

ILLUSTRATOR: SABBATH SCHOOL LESSONS

DAN SHARP

ILLUSTRATOR: DO AND SAY

KINCHI MARC LATRIQUE

LINE ART ILLUSTRATOR

MARY BAUSMAN

CIRCULATION

REBECCA HILDE

A Publication of the Sabbath School/Personal Ministries Department
General Conference of Seventh-day Adventists®
12501 Old Columbia Pike
Silver Spring, MD 20904-6600, U.S.A.

Scripture quotations marked ICB are from the International Children's Bible®, copyright © 1986, 1988, 1999, 2015 by Tommy Nelson. Used by permission. All rights reserved.

Scripture quotations marked NIV are from THE HOLY BIBLE, NEW INTERNATIONAL VERSION®. Copyright © 1973, 1978, 1984, 2011 by Biblica, Inc.® Used by permission. All rights reserved worldwide.

Kindergarten Sabbath School Leader/Teacher Guide (ISSN 0163-8793), Vol. 47, No. 2, Second Quarter 2023. Published for the General Conference of Seventh-day Adventists® by Pacific Press® Publishing Association, 1350 N. Kings Road, Nampa, ID 83687, U.S.A. Text copyrighted © 2023 by the General Conference of Seventh-day Adventists®. All rights reserved. No part of the *Kindergarten Sabbath School Leader/Teacher Guide* may be edited, altered, modified, adapted, translated, reproduced, or published by any person or entity without prior written authorization from the General Conference of Seventh-day Adventists®. The division offices of the General Conference of Seventh-day Adventists® are authorized to arrange for translation of the *Kindergarten Sabbath School Leader/Teacher Guide*, under specific guidelines. Copyright of such translations and their publication shall remain with the General Conference. "Seventh-day Adventist," "Adventist," and the flame logo are registered trademarks of the General Conference of Seventh-day Adventists® and may not be used without prior authorization from the General Conference, 12501 Old Columbia Pike, Silver Spring, Maryland 20904-6600, U.S.A. Art copyrighted © 2003 by the Review and Herald® Publishing Association.

Postmaster: Send address changes to *Kindergarten Leader/Teacher Guide*, Circulation P.O. 5353, Nampa, ID 83653-5353.

Periodicals postage paid at Nampa, Idaho, and at additional mailing offices. Single copy, US\$24.99 plus postage. One year, United States: US\$71.16; Canada and foreign: US\$79.16. Prices subject to change without notice.

Printed in U.S.A.

The Writers

Audrey Boyle Andersson—Sweden

Jackie Bishop—California

DeeAnn Bragaw—Colorado

Linda Porter Carlyle—Oregon

Helga Eiteneir—Germany

René Alexenko Evans—Tennessee

Adriana Itin Femopase—Argentina

René Garrigues-Goodwin—Washington

Feryl Harris—West Virginia

Donna Meador—Washington

Vikki Montgomery—Maryland

Rebecca Gibbs O'Ffill—Maryland

Evelyn Omaña—Venezuela

Denise Pereyra—California

Dawn Reynolds—Maryland

Janet Rieger—Australia

Judi Rogers—Maryland

Denise Ropka-Kasischke—California

Eileen Dahl Vermeer—Canada

Contents



COMMUNITY

We respect one another.

- 1** Just a Shepherd Boy? (April 1) - - - - - 10
- 2** Best Friends (April 8)- - - - - 20
- 3** Caught in a Cave (April 15)- - - - - 30
- 4** Promises Are for Keeping (April 22) - - - - - 40



WORSHIP

We are happy to worship God.

- 5** Passing the Test (April 29)- - - - - 50
- 6** The King's Dream (May 6) - - - - - 60
- 7** The Fiery Furnace (May 13)- - - - - 70
- 8** Three Times a Day (May 20) - - - - - 80



GRACE

God knows us and cares for us.

- 9** A Special Coat (May 27) - - - - - 90
- 10** Who Cares? (June 3)- - - - - 100
- 11** Joseph Goes to Jail (June 10) - - - - - 110
- 12** A Wise Choice (June 17) - - - - - 120
- 13** Joseph Forgives His Brothers (June 24) - - - - - 130

Basic Needs of Children*

All children have certain basic needs as well as needs that are specific to their age and stage of development. The basic needs of children are:

Physical

- Food
- Warmth
- Shelter

Mental

- Power—to make choices and follow plans

Emotional

- A sense of belonging
- Expressions of unconditional love and acceptance

- Approval and recognition
- Freedom within defined boundaries
- Humor—a chance to laugh

Spiritual

- An all-knowing, loving, caring God
- Forgiveness of wrongs and a chance to start over
- Assurance of acceptance with God
- Experience in prayer, answers to prayer
- A chance to grow in grace and in the knowledge of God

The Kindergarten Child

In the Seventh-day Adventist Church we advocate kindergarten for children ages 3-5. However, the development of children varies from child to child. Therefore, a knowledge of each child in your Sabbath School is important. Generally, the description below is true of children ages 3-5.

Physical

- Start developing large muscle coordination
- Lack a sure sense of balance
- Are extremely active
- Tire easily, but revive soon after resting
- Lack fine muscle coordination
- Are curious and like to explore their environment
- Learn by exploring

Mental

- Are capable of limited listening and understanding without the help of a visual cue, such as seeing the object being discussed
- Have quick memory
- Memorize things they don't understand

Emotional

- Cry easily
- Are capable of verbalizing emotional responses
- Learn to delay gratification of needs without losing equilibrium
- Learn ways to express negative emotions

Social/Relational

- Are self-centered—the world revolves around them

- Play alone in the presence of their friends, rather than playing with their friends
- Like to make friends and be with friends

Developmental Needs

In addition to the basic needs mentioned earlier, kindergarten children need:

- Freedom—to choose and to explore within limits
- Power—to have some autonomy in learning situations
- Limits—safe boundaries that are set by parents and teachers
- Fun—learning through play, enjoying success
- Discipline and training—to provide safety and structure in their lives

Spiritual Needs

Kindergarten children need to know:

- God loves them and cares for them
- How to show respect for God
- God made them, knows them, and values them
- The difference between right and wrong
- How to choose the right with God's help

General Rules

A child's attention span, in minutes, is their age plus one. Thus, an average 3-year-old has a potential attention span of four minutes, provided they are interested in what is happening.

Kindergarten children:

- Enjoy repetition—provided they don't tire
- Are beginning to reason from simple cause to effect
- Make some generalizations—often incorrectly
- Learn best by active participation
- Have a short attention span—3 to 6 minutes

*Children's Ministries: Ideas and Techniques That Work, ed. Ann Calkins (Lincoln, Nebr.: AdventSource, 1997).

About Materials

As you follow the natural learning sequence outlined in each lesson, you may want to adapt activities for use in your particular situation, and this may require a change in the need for materials. Look ahead at the Program Outline for each week's program so you can be prepared with the materials suggested.

Supplies Frequently Used in Kindergarten

Paper

- butcher paper (roll)
- construction paper (various colors)
- drawing paper
- finger-painting paper
- poster board
- writing paper

Art supplies

- aluminum foil
- cotton balls or polyester fiberfill
- chalk
- craft sticks
- crayons, markers, colored pencils
- finger paints and watercolors
- glue or glue sticks
- hole punch
- magazines
- magnetic tape (stick-on)
- pencils
- plastic wrap
- play dough or modeling clay
- scissors (blunt-nosed)

- stamp pads (various colors)
- stapler and staples
- string
- tape (cellophane, masking, etc.)
- thread, several colors
- toilet paper or paper towel rolls (empty)
- yarn, several colors

Other

- adhesive bandages
- bags, paper and plastic, all sizes
- balloons
- beanbag
- blindfold for each child
- blocks, boxes, or LEGOs
- boxes, large cardboard (appliance size)
- chenille sticks or pipe cleaners
- costumes, Bible-times, for adults and children
- crown for each child
- cups, paper and plastic

- device that can play music (CD, MP3, streaming, etc.)
- dolls (baby dolls)
- fabric pieces
- flashlight
- gifts (inexpensive)
- magnets, small
- paper clips (steel)
- paper plates
- paper towels/baby wipes
- plastic or newspaper to cover tables
- recorded nature sounds
- rubber bands
- sandwich bags—plastic sealable
- seeds (rice, beans, etc.)
- shoe boxes
- smocks/old shirts to cover children's clothes
- stickers, large variety
- towels, small
- toy musical instruments
- toy stuffed animals
- white/chalkboard, eraser

Additional Supplies Needed This Quarter

In addition to those materials frequently used in kindergarten, specific items may be used only once during the quarter. A list of such items is included here for your convenience. Keep in mind that this list DOES NOT include everything needed to teach a given lesson.

Lesson 1

- fruit
- tray
- kitchen knife
- small items (see activity)
- gift-wrapped boxes
- picture of Samuel
- small oil container
- hat(s)
- share the sheep pattern (see p. 140)

Lesson 2

- arrow pattern (see p. 140)

Lesson 3

- puzzles
- small piece of cloth
- "cave"
- two adult males
- clean rags or a piece of fabric
- crumpled piece of paper or sponge ball

Lesson 4

- happy/sad face sticks (optional)
- cardboard "harp"
- crutches or walking stick
- pictures or objects to represent God's promises (see activity)
- letter-size paper
- adult actors

Lesson 5

- food pyramid pattern (see p. 141)
- cloth or plastic gloves (optional)
- plastic eggs, tiny bags, or other small containers
- various pictures or objects (see activity)

- badge pattern (see p. 141)

Lesson 6

- narrator
- adult actors
- blanket and pillow
- masking tape, sticks, yarn, or stones
- drawings or pictures (see activity)
- Jesus at the door pattern (see p. 142)
- buttons (optional)

Lesson 7

- recorded music
- bottle of water
- picture of a fire
- fiery furnace pattern (see p. 143)

Lesson 8

- yellow or brown paper napkins
- drawing of a window (optional)
- small jars or plastic cups (optional)
- circles of tulle or fabric
- elastic bands or ribbons (optional)
- ready-made potpourri or dried flowers and leaves (optional)
- dried slices of lemon, orange, and/or apple (optional)
- potpourri oil or perfume

Lesson 9

- pictures to color (see p. 144)
- colorful robe, coat, or shirt
- gift-wrapped box
- various pictures or objects (see activity)
- fancy coat pattern (see p. 145)

Lesson 10

- long rope
- variety of treats (see activity)
- colorful robe, coat, or shirt
- brown cloth
- fragrant spice or perfume
- 20 "silver" coins
- beanbag or soft small ball
- God's hands pattern (see p. 146)

Lesson 11




- pictures representing good times and bad times
- books
- happy/sad hearts pattern (see p. 147)

Lesson 12

- chain pattern (see p. 148)

Lesson 13

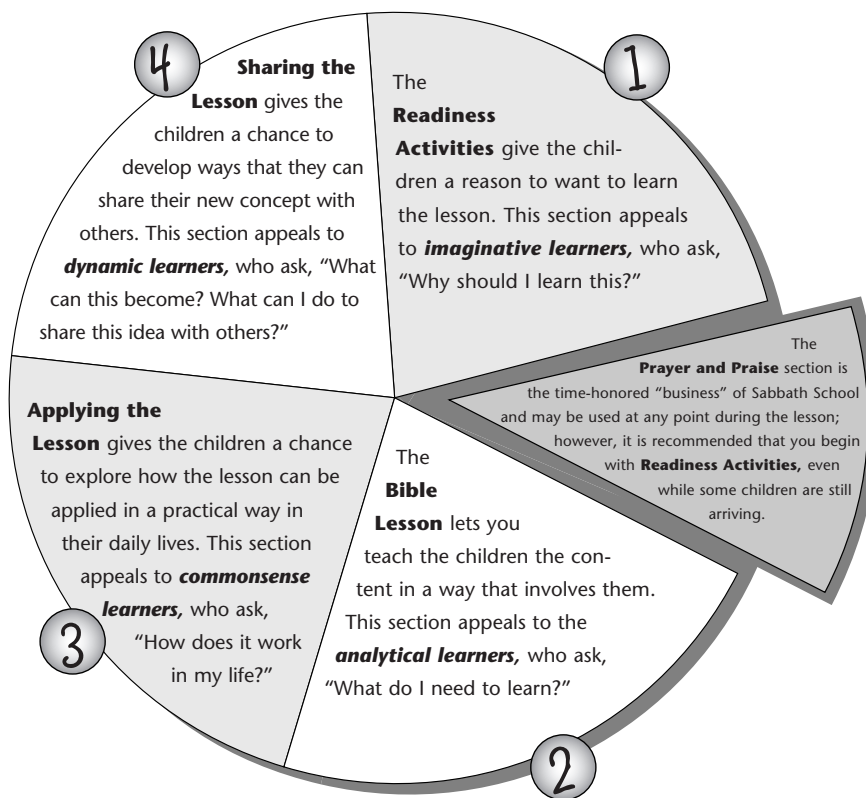
- small Styrofoam cups or plates
- stones
- picture of Jesus
- suitcase
- small paper or cloth bags
- clothes
- rice, corn, or other grain
- various pictures or objects (see activity)
- gift-wrapped box
- gift box pattern (see p. 149)
- pink cellophane (optional)
- wrapping paper (optional)
- ribbon or bows (optional)

Lesson	Bible Story	References	Memory Verse	Message	Materials
 COMMUNITY: We respect one another.					
Lesson 1 April 1	Samuel anoints David.	1 Samuel 16:1-13; PP 637-642	1 Samuel 16:7, ICB	God's people think everyone is valuable and important.	See p. 11.
Lesson 2 April 8	David and Jonathan's friendship.	1 Samuel 18:1-5; 20:1-42; PP 649-655	1 Samuel 18:3, NIV	True friends respect and love each other.	See p. 21.
Lesson 3 April 15	David cuts Saul's robe.	1 Samuel 18:5-9; 19:1, 2, 11, 12; 24:1-22; PP 649-663	Galatians 6:9, NIV	We can do good even when others aren't nice to us.	See p. 31.
Lesson 4 April 22	David befriends Mephibosheth.	1 Samuel 20:14, 15, 42; 2 Samuel 4:4; 9:1-13; PP 713	1 Samuel 20:42, ICB	People who love God keep their promises.	See p. 41.
 WORSHIP: We are happy to worship God.					
Lesson 5 April 29	Daniel and his friends won't eat the king's food.	Daniel 1; PK 479-490	Isaiah 7:15, NIV	We worship God when we choose good things.	See p. 51.
Lesson 6 May 6	Nebuchadnezzar dreams.	Daniel 2:1-28, 46-49; PK 491-502	Acts 20:24, ICB	We worship God when we tell others about Him.	See p. 61.
Lesson 7 May 13	The fiery furnace.	Daniel 3; PK 503-513	Joshua 24:15, NIV	We worship God we we refuse to do wrong things.	See p. 71.
Lesson 8 May 20	The lions' den.	Daniel 6; PK 539-548	Daniel 6:10, NIV	We worship God when we pray.	See p. 81.
 GRACE: God knows us and cares for us.					
Lesson 9 May 27	Joseph's colorful coat.	Genesis 37:1-11; PP 208-210	Matthew 7:11, ICB	God gives us good gifts because He loves us.	See p. 91.
Lesson 10 June 3	Joseph is sold as a slave.	Genesis 37:12-28; PP 208-212	Psalms 56:3, NIV	When we are afraid, we can trust in God.	See p. 101.
Lesson 11 June 10	Joseph in jail.	Genesis 39:1-6, 17-23; 40:1-23; PP 213-219	Romans 8:38, 39, ICB	God is with us in good times and in bad times.	See p. 111.
Lesson 12 June 17	Joseph explains Pharaoh's dreams.	Genesis 41; PP 219-223	Genesis 41:16, NIV	God can help us do anything.	See p. 121.
Lesson 13 June 24	Joseph forgives his brothers.	Genesis 42:1-9; 45:1-15; PP 224-240	Colossians 3:13, NIV	We can forgive others because God forgives us.	See p. 131.

To the Leaders/Teachers

These guides were developed to:

- A. Introduce the lesson on Sabbath.** The child then reviews and applies the principles studied with the help of their parents and Bible study guides during the week. In this way, the lessons learned in Sabbath School become a vital part of the child’s growing faith experience. Memory verses, which are also learned in Sabbath School, are reviewed and reinforced during the following week, connected in the child’s mind with the interesting learning activities they have already experienced.
- B. Focus the entire Sabbath School time on one message.** These messages each relate to one of the four dynamics of a growing faith experience: grace (God loves me), worship (I love God), community (we love each other), and service (God loves you too).



C. Reach each child in the way they learn best. By following the natural learning sequence on which these outlines were based, you will also connect students with “the message” for the week in a way that will capture each one’s attention and imagination.

D. Give students active learning experiences so they can more readily internalize the truths being presented. These experiences are followed by *debriefing* sessions in which you ask questions that lead the children to reflect on what they experienced, interpret the experience, and apply that information to their lives.

E. Involve the adult Sabbath School staff in new and flexible ways.

- A very small Sabbath School can be managed by one adult.
- A larger Sabbath School can be managed by one leader/teacher with other adult volunteers to facilitate the small group interaction. This gives small group facilitators a maximum involvement with the students and their dynamic learning, while requiring a minimum of preparation on the facilitator’s part.
- A creative alternative is to enlist leaders/teachers with different personal learning styles to lead different segments of the program.

(For more detailed information about the natural learning cycle, the learning styles, and other dynamics of teaching and learning, contact your Adventist Book Center or your Sabbath School or children’s ministries director.)

To use this guide . . .

Try to follow the natural learning cycle outlined, but adapt it as necessary to make the program work in your particular situation.

Look ahead at the Program Outline for each week’s program so you can be prepared with the simple materials suggested.