



10

Grace

We need God's love.

POWER TEXT

"I know that my redeemer lives, and that in the end he will stand on the earth. And after my skin has been destroyed, yet in my flesh I will see God" (Job 19:25, 26).

KEY REFERENCES

- John 11:1-16
- *The Desire of Ages*, chap. 58, pp. 524-527
- *The Bible Story* (1994), vol. 9, pp. 22-27
- student story on page 112 of this guide.

OUR BELIEFS

- No. 26, Death and Resurrection
- No. 9, The Life, Death, and Resurrection of Christ
- No. 8, The Great Controversy

OBJECTIVES

The students will:

- **Know** that when Jesus is their friend they need not fear suffering and death.
- **Feel** hope and assurance that God will work things out for them.
- **Respond** by asking Jesus for peace and comfort.

Dead or Asleep?



Jesus gives me
peace when I
face suffering
and death.

The Bible Lesson at a Glance

Lazarus, a close friend of Jesus', becomes sick and is about to die, but Jesus makes no effort to go save him. Two days later Jesus says that Lazarus is asleep, and sets out for Bethany. He feels the pain of Martha and Mary and encourages them to trust Him. His grace keeps the believing sisters from blaming Jesus. The unbelieving Pharisees, on the other hand, use the death of Lazarus as a sign that Jesus is not really the Messiah.

This is a lesson about grace.

Jesus seems at first not to respond to human suffering and death. But He turns out to care very deeply and to see the bigger picture, which includes the ultimate gift of grace—eternal life and lasting happiness. Meanwhile, grace enables Mary and Martha to cope with their grief.

Teacher Enrichment

"Lazarus was stricken with sudden illness, and his sisters sent to the Savior, saying, 'Lord, behold, he whom thou lovest is sick.' They saw the violence of the disease that had seized their brother, but they knew that Christ had shown Himself able to heal all manner of diseases. They believed that He would sympathize with them in their distress; therefore they made no urgent demand for His immediate presence, but sent only the confiding message" (*The Desire of Ages*, pp. 525, 526).

"When Lazarus died, they were bitterly disappointed; but they felt the sustaining grace of Christ, and this kept them from reflecting any blame on the Savior" (*ibid.*, p. 526).

"For their sake He permitted Lazarus to die. Had He restored him from illness to health, the miracle that is the most positive evidence of His divine character would not have been performed" (*ibid.*, p. 528).

"To all who are reaching out to feel the guiding hand of God, the moment of greatest discouragement is the time when divine help is nearest. They will look back with thankfulness upon the darkest part of their way. 'The Lord knoweth how to deliver the godly' (2 Peter 2:9, KJV)" (*ibid.*).


What suffering are you experiencing today? What gives you the most comfort? What part does fear play in your life? How do you reach out to feel the guiding hand of God?

Welcome



Welcome students at the door and direct them to their seats. Ask them how their week has been. Encourage learners to study their Sabbath School lesson regularly, and use several minutes to debrief students on the previous week's lesson.

Ask: **What was the most interesting part of the Bible story? What activity did you find most helpful? Which activity was the most fun?** Invite students to share their experiences and/or the handiworks they created for Sabbath School during the week.

(The leader should be familiar with the previous lesson to be able to direct the discussion.) This is also a good time to have students recite the power text.

Have students begin the readiness activity of your choice. 

Program notes

LESSON SECTION	MINUTES	ACTIVITIES	MATERIALS NEEDED
Welcome	Ongoing	Greet students at door. Ask about their week.	
1 Readiness	10-15	A. <i>Scary Things</i> B. <i>Pilgrim's Journey</i> C. <i>Whose Fault?</i>	paper, pencils, white/chalkboard, markers/chalk large appliance box, bedsheets, six blindfolds, decorated "treasure chest" box, gold candy OR gold paper
 Prayer and Praise	15-20	See page 107. Prayer and Praise may be used at any time during the program.	songbook, envelope OR basket decorated with a cross or a picture of Jesus
2 Bible Lesson	15-20	Introducing the Bible Story Experiencing the Story Exploring the Bible	photocopy of John 11:1-16, two silk scarves (optional), red cloth or scarf Bibles
3 Applying the Lesson	10-15	<i>Scenario</i>	
4 Sharing the Lesson	10-15	<i>Thinking of You</i> <i>Creative Option</i>	paper, envelopes, art supplies Job 19:25, 26 (see p. 140)
 Closing		A. Prayer and Closing Comments B. Reminder to Parents C. Coming Up Next Week	

1

READINESS ACTIVITIES

Select the activity or activities that are most appropriate for your situation.

A

Scary Things

Divide the class into groups of three to four. Ask each group to make a list of some of the frightening things people face in this world today. Give them five minutes to create the list and then merge each group's list onto a white/chalkboard. Ask the class to help you assign a number value from one to ten for each fear, one being the least scary and ten being the most scary.

Debriefing

Ask: **What makes these things scary for us? How does it help to know that Jesus is always with us?** Allow students who know the power text to say it either individually or in group:

"I know that my redeemer lives, and that in the end he will stand on the earth. And after my skin has been destroyed, yet in my flesh I will see God" (Job 19:25, 26).

Have the entire class repeat the power text together. Allow visitors and students who don't know it yet to read along. Affirm them for their effort. However, do not single out students by forcing everyone to say it, nor reprimand those who don't know it. Sabbath School is a place where students need to feel comfortable and accepted as they grow in God's grace.

Say: **Today we are learning that:**

🔊 *Jesus gives me peace when I face suffering and death.*

YOU NEED:

- paper
- pencils
- white/chalkboard
- markers/chalk

B

Pilgrim's Journey

You need a large appliance box or some bedsheets, six blindfolds, and a box decorated as a treasure chest, some gold-colored candy for the treasure box. (Alternatively: instead of candy, write the power text on gold paper and roll each separately.) Ahead, put the "treasure" in the box.

When it is time to start, choose a group of up to six students (small church: two students) to go inside the house and wait their turn to go find the golden treasure. Say: **To help you in your journey, (name of student) will be the first pilgrim. (Name of adult) will lead the pilgrim blindfolded to the treasure. Then the pilgrim will return and tell you exactly where to go so you can find the golden treasure on your own. Only we are going to time you. You have just three minutes.**

As soon as all six people are blindfolded and in the house, encourage the rest of the class to arrange themselves and the chairs to form a maze between the house and the treasure, blocking the view of where they are going. The maze should not lead the way to the treasure, but away from it. People involved with the maze can offer misleading suggestions or coax pilgrims to walk toward them.

The first pilgrim returns, and the timing begins as they try to tell the way. The others may ask questions or start as they please. They may continue to ask as they are into their journey, so long as the first pilgrim still wears their own blindfold. When time is up, remove masks and show the treasure.

Debriefing

Ask: **Who found the treasure?** (It's OK if nobody found it.) Show where the treasure was hid. **Why didn't everyone find it immediately?** (They couldn't see where it was; the directions were not good.) Say: **You and I are on a treasure hunt called life. With a partner, decide what is the treasure you want to find at the end of your life.** After a couple minutes, have students report. (wealth, fame, family, accomplishment, etc.) **When people actually get to the end of their life, do you know what they want most? To live longer. They want life. That's why death is so scary—because it's the end of life. Job was a man facing pain and death. He had also found grace.**

If you have not done Readiness Activity A, review now with the students the power text as outlined in activity A.

"I know that my redeemer lives, and that in the end he will stand on the earth. And after my skin has been destroyed, yet in my flesh I will see God" (Job 19:25, 26).

Ask: **How do you think Job is feeling? Why?** (Because his Redeemer lives. He finds hope in God. He will someday see God.) Say: **According to our power point,**

🔊 *Jesus gives me peace when I face suffering and death.*

Accommodations for students with special needs

This activity is challenging for students with physical disabilities. Consider involving these students in observing, giving directions, and discussion.

YOU NEED:

- large appliance box
- bedsheets
- six blindfolds
- decorated "treasure chest" box
- gold candy OR gold paper



Prayer and Praise



Whose Fault?

Send three people out of the room. While they are out, challenge the class to think up an accusing question to ask the three when they return, one at a time. For instance, **Why were you late this morning? Or Why didn't you study your Sabbath School lesson for today?** Choose a scorekeeper and some lawyers. Their work is as follows:

Scorekeeper: Keeps score for each of the three contestants, as follows: 1 point for every answer that shows that the person takes full responsibility; 0 points for every answer that blames someone else.

Lawyers: They take each answer and ask another why question about it. For instance, if a person says she is late because her parents slept in, the lawyer asks: Why did your parents sleep in? Or why didn't you get up anyway? The object is to keep asking why questions trying to see how far back you can get the person to go in finding excuses.

Rules: Three 0 scores in a row and the contestant is out. The contestants are not told ahead that these are the rules. The same questions may be asked of different contestants but no question should be asked twice of the same contestant. If this happens, someone can replace the lawyer who asked it twice.

Debriefing

Ask: **How easy is it to blame someone else?** (very easy) **How is this like real life?** (We want to know why things happen.) **When we keep on asking why, do we end up looking more responsible for the problem or less responsible?** (Accept their responses.) **Does asking why change anything?** (Not usually.) **If you could ask one why question of God, what would it be?** (Accept their responses.)

Say: **Probably the biggest why question we all ask sooner or later has to do with death. Job at the edge of death found grace way more satisfying than questions.** If you have not done Readiness Activity A, review now with the students the power text as outlined in activity A.

"I know that my redeemer lives, and that in the end he will stand on the earth. And after my skin has been destroyed, yet in my flesh I will see God" (Job 19:25, 26).

 **Jesus gives me peace when I face suffering and death.**

Fellowship

Report the students' joys and sorrows (pleased and troubled) as reported to you at the door (as appropriate). If they have given you permission, share one or two special items from students' Bible study during the week. Acknowledge any birthdays, special events, or achievements. Give a special, warm greeting to all visitors.

Suggested Songs

- "Redeemed!" (*The SDA Hymnal*, no. 338)
- "Face to Face" (*The SDA Hymnal*, no. 206)
- "Rejoice in the Lord Always" (*He Is Our Song*, no. 155)
- "Open Our Eyes" (*He Is Our Song*, no. 149)
- "For God So Loved Us" (*Praise Time*, no. 24)

Mission

Say: **The mission story for today reminds us that grace is spreading the love of God throughout the world.** Tell the story in your own words, condensing its length. Use *Adventist Mission for Youth and Adults* (go to www.juniorpowerpoints.org and click on MISSION) or another mission report available to you.

Offering

Take up the offering in an envelope/basket decorated with a cross or a picture of Jesus. Say:

YOU NEED:

- envelope OR basket decorated with a cross or a picture of Jesus

Knowing Jesus helps us fight fear when we face death and suffering. When you bring your offerings, it helps to spread the good news of Jesus and to equip others with that peace as well.

Prayer

Say: **Let's pray Job 19:25, 26 together. Find a partner and kneel together. I will lead the prayer.** Read the texts: **"I know that my Redeemer lives . . ."**

Say: **Our Redeemer died so we can live forever. With your partner, pray thanking God for Jesus. Then praise God that He will be there for us at the end of our lives. Ask Jesus to cover your sin with His goodness. Accept the promise and tell God how you wait to see Him face to face.** Close with a prayer for the students' joys and sorrows, for the birthday and other special event celebrants, as well as for the visitors.

Sing "Face to Face" (*The SDA Hymnal*, no. 206).

* Prayer and Praise may be used at any time during the program.

2

BIBLE LESSON

Introducing the Bible Story

Say: **Today we are focusing on John 11:1-16, the story of Lazarus’s death. In this story we are told that Jesus received news about Lazarus’s illness and was asked to go and heal him. Though Lazarus was a close friend of Jesus, the Master did not go to visit this friend in Bethany. Instead Jesus waited for two days and then He declared that Lazarus was asleep, implying that he died. Why do you think that Jesus delayed His visit to Bethany when He could have healed His dear friend? Let’s take a closer look at the rest of the story.**

Experiencing the Story

Ahead, photocopy John 11:1-16 and underline or highlight the parts in quotation marks that are to be spoken by the appropriate characters, as indicated in chart below:

YOU NEED:

- photocopy of John 11:1-16
- two silk scarves (optional)
- red cloth OR scarf

Ask for volunteers to read the parts spoken by the following people:

- Mary and Martha (with scarves over their heads)
- Jesus (with a red scarf or cloth over one shoulder and pinned at the back)
- The disciples (the rest of the class)
- Thomas

Instruct the characters to listen and act according to the story as it unfolds. Begin reading at verse 1. Do not read any portion that is between quotation marks, but pause for the appropriate character to read it.

Verse from John 11	Character	Speech beginning ...
3	Mary and Martha	"Lord, the one you love is sick."
4	Jesus	"This sickness . . ."
7	Jesus	"Let us go . . ."
8	Disciples	"But Rabbi . . ."
9-11	Jesus	"Are there not . . ."
12	Disciples	"Lord, if he sleeps . . ."
14, 15	Jesus	"Lazarus is dead . . ."
16	Thomas	"Let us also go . . ."

YOU NEED:

- Bibles

Exploring the Bible

Ask: **Who is the missing character in this story?** Read verse 3. (Accept their responses.) **Ellen White** tells us that there was a messenger who took the message to Jesus. The messenger was waiting for Jesus to either give him a return message or return Himself. But when Jesus made no move to write or to go, the messenger realized what was his answer. Read verse 4.

Say: **When the messenger returned with this word from Jesus, the sisters took heart. Joyfully they told their dying brother the good news. Then they waited. But what happened?** (Lazarus died.) **Now if you had been there, what question might you have asked at this point?** (Why? or Is Jesus really God?) **Because of grace, Mary and Martha did not try to answer the “why” question. They did not doubt Jesus. They just waited for Him.**

Say: **But notice what the doubters said.** Read verse 37. **What is the question behind this question?** (Is this man really God?) **What made Mary’s and Martha’s response different from the doubting Pharisees’?** (Mary and Martha were friends of Jesus; they were believers.) **Ellen White** tells us in *The Desire of Ages* that grace kept them from blaming Jesus. Like Job, they knew their Redeemer. Let’s repeat the power text once again:

“I know that my redeemer lives, and that in the end he will stand on the earth. And after my skin has been destroyed, yet in my flesh I will see God” (Job 19:25, 26).

Say: **Remember that**

🔊 Jesus gives me peace when I face suffering and death.

Reminder to Teacher: Global Youth Day is the third Sabbath in March. Have you started planning your Global Youth Day service activity with your students?

Scenario

Say: **Imagine you are walking all alone on an unfamiliar street. Suddenly you see five older kids come around the corner and start toward you, shouting angry threats and acting as if they are going to attack you or hurt you.**

Ask: **What are some of the things you might be feeling as you face them alone? How is this like the feelings we have when faced with suffering or death?**

Say: **Now imagine that you begin to loudly call for help and you immediately see your older brother with ten of his biggest friends round the corner and move in between you and the kids who were threatening you.**

Ask: **What are you feeling and thinking now? How have your feelings changed with the appearance of your brother? How is this like having Jesus as our friend when we face suffering and death in our lives? Remember:**

🔊 Jesus gives me peace when I face suffering and death.

LESSON 10

4

SHARING THE LESSON

YOU NEED:

Thinking of You

Ask students to share if they had a chance to call someone who has lost a loved one and share with that person the promise found in John 11:25.

- paper
- envelopes
- art supplies

Working alone or in pairs, ask the students to write a letter to someone in their community or church family who has recently experienced bereavement. (Alternatively: Write to a church member who is sick, or create sympathy or get-well cards to keep on hand for times they are needed.) In their letter or card, they quote the power text and tell what it means to them.

Debriefing

Have students read out loud what they wrote and present their letters or cards.

Creative Option

Say Job 19:25, 26 together,

“I know that my redeemer lives, and that in the end he will stand on the earth. And after my skin has been destroyed, yet in my flesh I will see God” (Job 19:25, 26).

OR sing it in abbreviated form to the tune “All Praise to Thee” (*The Seventh-day Adventist Hymnal*, no. 53—Tallis’s Canon), as follows:

I know that my Redeemer lives,
And in the end that He will stand.
After my skin has been destroyed,
Yet in my flesh I will see God.

The music can be found on page 140, or you can look in *The Seventh-day Adventist Hymnal* on page 819 for another tune that may be more familiar to your students under the heading L.M. (Long Meter—8.8.8.8.).

Say: **Let’s remember,**

 ***Jesus gives me peace when I face suffering and death.***

Reminder to Teacher: Global Youth Day is the third Sabbath in March. Have you started planning your Global Youth Day service activity with your students?



Closing

Prayer and closing comments:

Ask God to send His grace to quiet every fear or anxiety your students face.

Reminder to parents:

Say: **Check out the student Bible study guide to find Parents’ Pages for your use in family worship, or however you wish to use them to spiritually guide your children. You may listen to the podcast of the lesson online at www.juniorpowerpoints.org/podcast.php?channel=1.**

Coming up next week:

Say: **Mary and Martha mourn Lazarus’s death. Grace brings comfort to grieving hearts.**

Notes

Student lesson

Dead or Asleep?

Have you ever experienced the death of someone you loved dearly? Did you turn to Jesus for comfort? Even when we can't understand why He is allowing us to go through the pain, we can trust that He has a plan, and we can focus on His power.

Mary and Martha were worried about their brother, Lazarus. His very high fever had seemed to come on overnight. One day he was busy about his usual business, and the next he was lying in a sweat, practically delirious from fever. The only thing to do was to let Jesus know. Jesus was like another brother to them. He was the One who had healed so many people over the past three years. The sisters sent a message to where Jesus was with His disciples. Then they waited with patient faith.

When Jesus received the message, "Lord, the one you love is sick" (John 11:3), He responded calmly, "This sickness will not end in death. No, it is for God's glory so that God's Son may be glorified through it" (verse 4). The messenger waited for Jesus to say something else. Instead He turned His attention to other people who needed His help. Obviously the Master was not planning to return to Bethany right away, so the messenger hurried back without Him.

"Where is Jesus?" the sisters asked

the messenger upon his return. But the messenger shook his head.

"The Master says, 'This sickness will not end in death,'" he replied.

Mary and Martha were overjoyed at the news. Tenderly they tried to relay the message to their almost-unconscious patient. Eagerly they watched for signs of his recovery. Bitterly disappointed, they watched Lazarus die. In their grief they were comforted by grace from Jesus. Not once did they doubt or blame Him.

The disciples, on the other hand, were puzzled by Jesus. He seemed a little cold to them. They remembered when He hadn't responded to the imprisonment of His cousin John. Why not? Why did He not rush back to Bethany? Why did He go on teaching as if nothing had happened? They knew what a comfort His presence would be to the family He loved so much. His behavior was a mystery to them.

For two more days Jesus went about His business. He didn't once mention Lazarus.

Jesus' enemies, the Pharisees, also had noticed that Jesus had not rescued John the Baptist. To them it was a sure sign that He wasn't who He claimed to be—the Son of God. "If He is the Son of God, if He has so much power," the Pharisees reasoned, "Why did He let His cousin

die? Why did He not heal His friend?"

The disciples were troubled during these two days. Jesus had been talking about trials, losses, and persecution. Would He forsake them during those trying times the way He seemed to have forsaken John and Lazarus?

After two days on the other side of the Jordan, Jesus turned back toward Bethany. Even though they wanted Jesus to comfort His friends, the disciples were alarmed. "This is where the Jews tried to stone You," they reminded Jesus. "Are You sure You want to go back to Bethany?" But Jesus was not worried for Himself; the Holy Spirit was leading Him.

"Lazarus is sleeping," He explained. Now the disciples were even more surprised. If Lazarus was sleeping, that would be a good sign for his recovery. They didn't understand that Jesus was talking not about a natural sleep but about death.

"Lazarus is dead," Jesus explained further. He added: "For your sake I am glad I was not there, so that you may believe. But let us go to him" (verses 14, 15).

The disciples turned with Jesus toward Bethany. They didn't understand why Jesus was allowing His friends to face suffering and death, but they trusted that He had everything under control.

KEY REFERENCES

- John 11:1-16
- *The Desire of Ages*, chap. 58, pp. 524-527
- *The Bible Story* (1994), vol. 9, pp. 22-27
- Our Beliefs nos. 26, 9, 8

POWER TEXT

“I know that my redeemer lives, and that in the end he will stand on the earth. And after my skin has been destroyed, yet in my flesh I will see God” (Job 19:25, 26).

POWER POINT

Jesus gives me peace when I face suffering and death.



Sabbath

DO Do the activity on page 75.

Sunday

READ Read John 11:1-10 and this week's story, "Dead or Asleep?"

THINK What questions might the disciples have had on the way to Bethany? What intrigues you about death?

REVIEW Review the power text.

PRAY Ask God to help you trust Him.

Monday

READ Read John 11:11-16.

ASK Ask an adult to share about a time they faced death or suffering and found comfort in Jesus.

REVIEW Review the power text.

PRAY Ask God to help you remember to ask for His peace when you are frightened.

Tuesday

READ Read Job 19:25-27.

TALK Talk with a grandparent or an older adult. Read today's verses and ask them what these mean to them.

WRITE In your Bible study journal, write about your conversation. Otherwise, write about your reactions to verse 27. How do you feel about what it says?

REVIEW Review the power text.

PRAY Thank God that He has conquered death.

Wednesday

READ Read John 11:11.

FIND See how many references you can find in the Bible that compare death to sleep.

ASK Ask an adult to explain them to you.

REVIEW Review the power text.

PRAY Thank God that death is like sleep.

Thursday

READ Read John 11:25.

SHARE Call someone who lost a loved one, and share the promise found in John 11:25.

REVIEW Review the power text.

PRAY Thank God that He has compared death to a sleep. Ask Him to give you peace about the death of loved ones that you have faced, or will face.

Friday

READ Read John 11:1-16.

SHARE Share what you have studied this week with your family at worship.

SING Sing together "Face to Face" (*The Seventh-day Adventist Hymnal*, no. 206).

TALK Talk about how the words to this song go with your power text and this week's lesson.

REVIEW Repeat the power text from memory.

PRAY Praise God together that He wants to comfort and strengthen you with His grace, face to face.