



Service

We make a difference when we serve others.

POWER TEXT

“The King will reply, ‘Truly I tell you, whatever you did for one of the least of these brothers and sisters of mine, you did for me.’” (Matthew 25:40).

KEY REFERENCES

- Matthew 24:1-14; Matthew 25:31-46
- *The Desire of Ages*, chap. 70, pp. 637-641
- *The Bible Story* (1994), vol. 8, pp. 187-192
- student story on page 102 of this guide.

OUR BELIEFS

- No. 11, Growing in Christ
- No. 21, Stewardship
- No. 14, Unity in the Body of Christ

OBJECTIVES

The students will:

- **Know** that we learn to know God better through service.
- **Feel** inspired by how much Jesus loves people.
- **Respond** by getting to know Jesus better in service.

Service With a Smile



Accepting
Jesus’ love for
us inspires us
to serve Him
and others.

The Bible Lesson at a Glance

In the parable of the sheep and the goats Jesus teaches us that because His followers know and love Him, they show their love through loving acts of service to others. On the other hand, people who do good deeds not to serve the Lord but to win His approval unfortunately do not know God. They are trying to acquire the riches of heaven by their own deeds, and believe more in themselves than in God. People like this cannot enter God’s kingdom.

This is a lesson about service.

The closer we come to Jesus, the more we understand and accept His unending love for us, the more we reflect His grace. We begin to treat others the way Jesus treats us. The “sheep” in Jesus’ story are not even aware of their own actions—they are caring because Jesus is caring.

Teacher Enrichment

Lessons taught by the parable of the sheep and goats:

1. God will judge our response to human need, not our fame or fortune. He does not look at our education or acquired abilities, but at how we use what we have in service to Him and to others.
2. The help that we can give consists of the simplest things: giving a meal to the hungry, a drink to the thirsty, welcome to a stranger, cheer to the sick, hope to the prisoner.
3. It is help that is natural and instinctive, done without a selfish thought, with a loving concern for others. Some help others to receive thanks and publicity. That kind of help is disguised selfishness. God approves of the kind of help that is given only for the sake of helping.
4. Jesus says that He considers such help as given to Himself. What does this mean? One way of looking at it: When we help a child, we make his parents happy too. God is our Father; hence He is happy when His children are helped (*The Desire of Ages*, pp. 637-641).


What am I doing today to be like a sheep? What makes it difficult for me? How am I serving the students of my class, and therefore their parents?

Welcome



Welcome students at the door and direct them to their seats. Ask them how their week has been. Encourage learners to study their Sabbath School lesson regularly, and use several minutes to debrief students on the previous week's lesson.

Ask: **What was the most interesting part of the Bible story? What activity did you find most helpful? Which activity was the most fun?** Invite students to share their experiences and/or the handiworks they created for Sabbath School during the week.

(The leader should be familiar with the previous lesson to be able to direct the discussion.) This is also a good time to have students recite the power text.

Have students begin the readiness activity of your choice. 

Program notes

LESSON SECTION	MINUTES	ACTIVITIES	MATERIALS NEEDED
Welcome	Ongoing	Greet students at door. Ask about their week.	
1	10-15	A. <i>Getting to Know You</i>	Bibles
		B. <i>Animals, Animals</i>	Bibles, animal pictures
		C. <i>To Help or Not to Help</i>	Bibles, paper, pencils
 Prayer and Praise	15-20	See page 97. Prayer and Praise may be used at any time during the program.	songbooks, world map, pushpins, telephone, glove
2	15-20	Introducing the Bible Story	
		Experiencing the Story	Bibles
		Exploring the Bible	Bibles, broom, paintbrush, telephone, pen, computer keyboard, cup, piece of clothing, white/chalkboard, markers/chalk
3	10-15	<i>Scenario</i>	
4	10-15	<i>Making Plans</i>	paper, pencils
 Closing		A. Prayer and Closing Comments B. Reminder to Parents C. Coming Up Next Week	

LESSON 9

1

READINESS ACTIVITIES

Select the activity or activities that are most appropriate for your situation.

A

YOU NEED:

- Bibles

Getting to Know You

Say: **Choose as a partner someone you don't know well. Take a few minutes each to find out as much as you can about the other person. When I call "switch," that's your signal that time is up, and the other person should start asking questions. When the time's up for the second person, we'll see just how well you got to know one another.**

Debriefing

Find out who knew the most about their partner. Ask: **What types of things were you able to find out about your partner? What were the things you didn't know? Why? What difference is there between knowing things about a person and really knowing a person? How do you get to really know a person?** (Spend time with them, do things together, do things they like to do, etc.) **When we really get to know God, we will know what kinds of things please Him. Knowing someone and loving them makes us want to do good things for that person.** Allow students who know the power text to say it individually or in group:

"The King will reply, 'Truly I tell you, whatever you did for one of the least of these brothers and sisters of mine, you did for me' " (Matthew 25:40).

Have the entire class repeat the power text together. Allow visitors and students who don't know it yet to read along. Affirm them for their effort. However, do not single out students by forcing everyone to say it, nor reprimand those who don't know it. Sabbath School is a place where students need to feel comfortable and accepted as they grow in God's grace.

Say: **Today we want to explore the idea that:**

 *Accepting Jesus' love for us inspires us to serve Him and others.*

B

YOU NEED:

- Bibles
- animal pictures

Animals, Animals

Ask: **What animal do you like best?**

Why? Encourage the students to have some fun with this activity. You may want to show them some pictures of animals to help them decide.

Debriefing

Say: **Jesus used familiar animals to teach important lessons. Today we're going to be hearing about sheep and goats. They represent two types of people and the way they serve others.**

If you have not done Readiness Activity A, review now with the students the power text as outlined in activity A.

"The King will reply, 'Truly I tell you, whatever you did for one of the least of these brothers and sisters of mine, you did for me' " (Matthew 25:40).

Say: **This text says something very important about service.**

 *Accepting Jesus' love for us inspires us to serve Him and others.*



Prayer and Praise



To Help or Not to Help

Divide the class into two groups.

One group should write out things

they have done to help others during the past month. The

other group should write out opportunities they missed in

helping others during the past month.

YOU NEED:

Bibles

paper

pencils

Debriefing

Ask: **What kinds of things did you list? What is your first reaction when you see someone who needs help? How easy is it for you to help people? How did you feel after you helped someone? How did you feel after you missed an opportunity to help someone?**

Say: **Jesus tells us about two kinds of people: "sheep," who help others out of the goodness of their heart, and "goats," who help others only for the sake of looking good in front of others.**

Ask: **What does Jesus say about service in our power text?**

If you have not done Readiness Activity A, review now with the students the power text as outlined in activity A.

"The King will reply, 'Truly I tell you, whatever you did for one of the least of these brothers and sisters of mine, you did for me' " (Matthew 25:40).

Accepting Jesus' love for us inspires us to serve Him and others.

Accommodations for students with special needs:

Students with learning disabilities may need help with spelling and writing. Allow these students to work with a partner who can assist them.

Fellowship

Report the students' joys and sorrows (pleased and troubled) as reported to you at the door (as appropriate). If they have given you permission, share one or two special items from students' Bible study during the week. Acknowledge any birthdays, special events, or achievements. Give a special, warm greeting to all visitors.

Suggested Songs

"Song for the Nations" (*He Is Our Song*, no. 131)

"I Have Decided to Follow Jesus" (*He Is Our Song*, no. 146)

"Oh, Fill It Up" (*He Is Our Song*, no. 135)

"I Believe in You Now" (*Praise Time*, no. 44)

Mission

Use *Adventist Mission Magazine/Youth and Adult* (go to www.juniorpowerpoints.org and click on MISSION) or another mission report available to you. For the mission story, have a map of the world where the students can identify the location of the mission story and compare it to where they are. You could use pushpins to mark where the mission story takes place.

Offering

Again using a telephone, point out that there are two kinds of service to others.

One kind is to help someone personally and directly. (Demonstrate this by complimenting someone in the class for something they have done well.) Another kind of service is to help long distance. (Enact a phone call to someone not in the room with a compliment for something done well.) Then point out that the giving of offerings is a way to serve others. Use a plastic or cloth glove to collect the offering this month.

YOU NEED:

telephone

glove

Prayer

Using a telephone, begin a prayer by saying: **Hello, Jesus. It's me,**

_____. **I'm just calling to tell You how much of a privilege I consider it to be a servant of Yours . . .** (Invite students to add a sentence prayer of their own, asking God to use them as His servants.) Close with a prayer for the students' joys and sorrows, for the birthday and other special event celebrants, as well as for the visitors.

YOU NEED:

telephone

* Prayer and Praise may be used at any time during the program.

2

BIBLE LESSON

Introducing the Bible Story

Tell the following story: **Martin of Tours was a Roman soldier and a Christian. On entering a city one cold wintry day, he was stopped by a beggar who was shivering with cold. Martin had no money, but he gave him what he had. He took off his worn and frayed soldier's coat and, cutting it into two pieces, gave half of it to the beggar. That night he had a dream in which he saw himself in heaven. Jesus was there with the angels, and He was wearing half of a Roman soldier's cloak. When asked why He was wearing such a garment, Jesus replied, "My servant Martin gave it to Me."**

Our lesson today is about serving others because we love Jesus.

 **Accepting Jesus' love for us inspires us to serve Him and others.**

YOU NEED:

Bibles

Experiencing the Story

Ask students to get in groups of four or five and read Matthew 24:1-3 and 25:31-46. Ask: **What was the difference between those people described as the "sheep" and those described as the "goats"? Each group should put together a short skit to illustrate the difference.**

After students have presented their skits, ask: **What character traits do you see in people who are "sheep"? What character traits do you see in people who are "goats"? How does getting to know God better help us serve others from our heart?**

 **Accepting Jesus' love for us inspires us to serve Him and others.**

3

APPLYING THE LESSON

Exploring the Bible

Place the first seven (or similar) objects from the needed list on a table where everyone can see. Write the texts below on a board. Organize the class into five groups and say: **Each group should take a text, read it, and discover what objects on this table you could use to serve others.**

1. Proverbs 14:3
2. Matthew 6:1-4
3. Matthew 5:1-11
4. Luke 4:16-19
5. 1 Timothy 5:3, 4

After the groups have had time to work together, call on them to share their responses. Say:

🔊 Accepting Jesus' love for us inspires us to serve Him and others.

Accommodation for students with special needs

Have students with certain learning disabilities and those with visual impairments sit close to the board for this activity. Alternatively, prepare in advance for these students a handout with the list of Bible texts.

YOU NEED:

- Bibles
- broom
- paintbrush
- telephone
- pen
- computer keyboard
- cup
- piece of clothing
- white/chalkboard
- markers/chalk

Scenario

Read the following scenario to your students.

Mai has heard all her life about the importance of doing good deeds. Though she doesn't know God very well (she just knows about Him), she's afraid of how God will treat her if she doesn't do nice things for others. She feels that good deeds will bring her the praise she wants from her friends and church members and that they will also bring her approval from God. She's really working hard to do good deeds. Then she hears someone say that good deeds mean nothing if they aren't done out of love for God and compassion for His children. She'd never thought about that before, and she's not quite sure what it means.

Debriefing

Ask: **What kind of encouragement would you give Mai? Why is Mai afraid of God? How can you help her understand the idea of doing good deeds purely out of love for God and compassion for His children? Can you explain that:**

🔊 Accepting Jesus' love for us inspires us to serve Him and others.

4

SHARING THE LESSON

YOU NEED:

- paper
- pencils

Making Plans

Invite students to share if they had a chance to do something kind for others during the past week. Did they have a chance to get better acquainted with someone by inviting them home and serving them a special meal or a treat?

Say: **Think of at least three ways you can serve God and others. You can even think of a way in which your Sabbath School group can work together on a service project. Be creative! Then share with others your ideas on how to be a “sheep.”**

Debriefing

Ask: **What ideas did you come up with? How can you follow through on these?** Help students narrow down their ideas so that each student has one practical idea and the purpose to follow through with it. **How do we get to know Jesus better through serving others? Remember that:**

 **Accepting Jesus’ love for us inspires us to serve Him and others.**

Closing

Prayer and closing comments:

Say: **Dear Jesus, we accept Your love for us and we want to know You better. We want our service to others to be from our heart because we love You. Amen.**

Reminder to parents:

Say: **Check out the student Bible study guide to find Parents’ Pages for your use in family worship, or however you wish to use them to spiritually guide your children. You may listen to the podcast of the lesson online at www.juniorpowerpoints.org/podcast.php?channel=1.**

Coming up next week:

Say: **Lazarus dies. God offers us the ultimate gift of grace—eternal life!**

Notes

Student lesson

Service With a Smile

Everyone has some friends who say lighthearted things that are easy to understand. But there are other friends who are deep thinkers. When these friends say something, you sometimes end up scratching your head because you are not sure what they mean. Jesus was one of those friends to His disciples. Sometimes He had them scratching their heads.

It was one of those days when Jesus had left His disciples open-mouthed in the Temple. He had told the priests that He knew that they were plotting to kill Him and that they were as slithery as snakes. The disciples were glad to get out of the Temple. As they walked down the massive marble steps they remarked with pride about the beauty of the Temple. Perhaps they were trying to boost their feelings after being afraid or embarrassed of the priests' reaction to Jesus' sharp words. Maybe they thought Jesus needed to be reminded of the special place they were leaving so He would apologize to the priests. We'll never know. But Jesus made them scratch their heads again by saying, "Do you see all these things? Truly I tell you, not one stone here will be left on another; every one will be thrown down" (Matthew 24:2). The disciples must have thought, *This massive structure? Demolished?*

They walked on in silence until they reached the top of the Mount of Olives, just outside the city. Perhaps they were still puzzled. Finally the disciples asked for an explanation. "When will these

things be?" And Jesus began to give them warnings about the end of the world.

This led to a discussion we are still interested in today: who will be saved when Jesus comes?

Jesus said that when the Son of God comes to earth with His angels, He will assume His role as judge and separate people into two simple categories: sheep and goats. This will be just as a shepherd separates sheep from goats at shearing time. The disciples understood this. The wool of the sheep is different from goat hair, and goats aren't sheared. So it made sense first of all that the shepherd could easily tell the animals apart and second that the animals should be divided. Jesus was trying to illustrate that it's as easy for Him to tell the difference between people's hearts as it is for us to tell the difference between sheep and goats.

Once the two categories of people are separated, Jesus will say to the "sheep," the people who are so much like God, "Come, you who are blessed by my Father; take your inheritance, the kingdom prepared for you since the creation of the world" (Matthew 25:34).

These are the people who care about others, not because they have to, and not because someone tells them they should. They are kind and caring because Jesus has been kind and caring to them. They want to be like Him. They see everyone as valuable in God's sight. When they see someone thirsty, they give that person water; when

someone needs clothes, they find clothes for that person; when someone needs a place to stay, they take that person into their own homes; they visit prisoners and help them. Their only motive? Genuine caring for others. And in return, they become more like Jesus by treating others as He did. Jesus will say, "Whatever you did for one of the least of these brothers and sisters of mine, you did for me" (verse 40). The sheep will be astounded!

The goats, on the other hand, aren't motivated by kindness. They are too busy looking out for themselves. They perform good works because it might make them look good. Or they think good deeds will buy their way into heaven. To the goats, Jesus will say, "I was hungry and you gave me nothing to eat, I was thirsty and you gave me nothing to drink, I was a stranger and you did not invite me in, I needed clothes and you did not clothe me, I was sick and in prison and you did not look after me" (verses 42, 43).

The goats will have a lame excuse. They will claim that if they had known that it was Jesus who needed water, food, clothes, friendship, they would have done those nice things for Him! But they didn't know!

Jesus will say, "Whatever you did not do for one of the least of these, you did not do for me" (verse 45). They will be turned away, because in heaven, everyone cares about everyone else. Selfish people won't fit in; they won't be happy there.

KEY REFERENCES

- Matthew 24:1-14; Matthew 25:31-46
- *The Desire of Ages*, chap. 70, pp. 637-641
- *The Bible Story* (1994), vol. 8, pp. 187-192
- Our Beliefs nos. 11, 21, 14

POWER TEXT

“The King will reply, ‘Truly I tell you, whatever you did for one of the least of these brothers and sisters of mine, you did for me.’” (Matthew 25:40).

POWER POINT

Accepting Jesus’ love for us inspires us to serve Him and others.



Sabbath

DO Do the activity on page 74.

Sunday

READ Read Matthew 24:1-14 and this week’s story, “Service With a Smile.”

THINK Why was Jesus not impressed with the beauty of the Temple?

WRITE Write the power text on a piece of paper and place it where you will see it often.

PRAY Pray that Jesus will help you be a “sheep.”

Monday

READ Read Matthew 24:15-35.

THINK What did Jesus know about the future?

TELL Ask an adult to talk to you about Jesus’ description of “the end of the age.” What do the signs indicate?

REVIEW Review the power text.

PRAY Ask God to give you a spirit of helpfulness.

Tuesday

READ Read Matthew 25:31-46.

MAKE Fold a sheet of paper into four equal sections. In each section draw something (or cut and paste magazine pictures) to represent one of the four things Jesus says His people will do for Him.

EXPLAIN Explain in your own words why the two groups, the sheep and the goats, were treated differently.

DO Make plans and do some acts of service, showing God’s unconditional love to those in need.

REVIEW Review the power text.

PRAY Ask God to help you always choose to follow Him.

Wednesday

READ Read Genesis 18:1-16.

LIST List two ways this story is like Jesus’ parable of the sheep and goats.

PLAN Invite someone you don’t know very well into your home. Plan to serve them a special treat.

REVIEW Review the power text.

PRAY Pray for opportunities to serve others and God.

Thursday

READ Read Malachi 3:17, 18.

WRITE Write a letter of encouragement to someone who is doing a thankless, but necessary, service for others.

OBSERVE Observe a sporting event and the ways people encourage their favorite team.

THINK Think about how these ways may be helpful as you encourage the people around you.

REVIEW Review the power text.

PRAY Ask God to help you to always encourage people and not tear them down.

Friday

READ Read 1 Corinthians 4:1, 2.

COPY Copy this verse on a card and place it somewhere in your room to remind you on a daily basis that the call to be a Christian is the call to be a servant.

SAY Repeat the power text by memory.

PRAY Ask God to help you be a humble servant for Him.