



Unlimited

Service

We make a difference when we serve others.

POWER TEXT

“Surely God is my salvation; I will trust and not be afraid. The LORD, the LORD himself, is my strength and my defense; he has become my salvation” (Isaiah 12:2).

KEY REFERENCES

- Mark 6:30-44
- John 6:1-15
- *The Desire of Ages*, chap. 39, pp. 364-371
- *The Bible Story* (1994), vol. 8, pp. 41-45
- student story on page 82 of this guide.

OUR BELIEFS

- No. 21, Stewardship
- No. 11, Growing in Christ
- No. 4, The Son

OBJECTIVES

The students will:

- **Know** that Jesus supplies all their needs.
- **Feel** confident that God’s grace will provide everything they need.
- **Respond** by planning their life, believing God will provide.



We serve
a God who
supplies all
our needs.

The Bible Lesson at a Glance

When the disciples tell Jesus that the people listening to Him are hungry and will soon need something to eat, then He miraculously provides food to meet their need. The disciples grumble when Jesus tells them to feed the people. This is a natural reaction to what seems to be an impossible situation. Jesus wants them to put on their spiritual eyeglasses. He wants them to see the miracle potential of the situation, and move out in faith believing that He can and will supply the power they need.

This is a lesson about service.

The impossibility of the situation reminds us that we cannot save ourselves any more than we can feed 5,000 people from one lunch. Only Jesus can provide everything we need. Whatever situation we find ourselves in, no matter how difficult, Jesus is able to meet our needs and provide a solution. Where we see problems, God sees opportunities to help our faith grow. Only when we understand our limitations can we begin to see God’s limitlessness.

Teacher Enrichment

“When we are brought into straight places, we are to depend on God. . . . If we plan according to our own ideas, the Lord will leave us to our own mistakes. But when, after following His directions, we are brought into strait places, He will deliver us. We are not to give up in discouragement, but in every emergency we are to seek help from Him who has infinite resources at His command. Often we will be surrounded with trying circumstances, and then, in the fullest confidence, we must depend upon God. He will keep every soul that is brought into perplexity through trying to keep the way of the Lord” (*The Desire of Ages*, p. 369).


What am I now struggling with that I could be leaving to God’s expertise? Which of my choices reveal that I am resting in His ability to meet all my needs? What is the center of my life, my needs or God’s ability?

Welcome



Welcome students at the door and direct them to their seats. Ask them how their week has been. Encourage learners to study their Sabbath School lesson regularly, and use several minutes to debrief students on the previous week's lesson.

Ask: **What was the most interesting part of the Bible story? What activity did you find most helpful? Which activity was the most fun?** Invite students to share their experiences and/or the handiworks they created for Sabbath School during the week.

(The leader should be familiar with the previous lesson to be able to direct the discussion.) This is also a good time to have students recite the power text.

Have students begin the readiness activity of your choice. 

Program notes

LESSON SECTION	MINUTES	ACTIVITIES	MATERIALS NEEDED
Welcome	Ongoing	Greet students at door. Ask about their week.	
1 Readiness	10-15	A. <i>Pita Party</i> B. <i>News Hunt</i>	pita/tortilla/chapati for every four students, bushel basket (optional) newspapers, markers, paper, pencils, white/chalkboard, chalk or markers
 Prayer and Praise	15-20	See page 77. Prayer and Praise may be used at any time during the program.	songbooks, world map, pushpins, offering plate/basket
2 Bible Lesson	15-20	Introducing the Bible Story Experiencing the Story Exploring the Bible	paper fish, paper loaf Bibles, student volunteer, costume, basket lunch (optional), markers, index cards Bibles
3 Applying the Lesson	10-15	<i>Doing the Needful</i>	
4 Sharing the Lesson	10-15	<i>The Solution</i>	Bible, box, picture or pictures of Jesus (p. 147), wrapping paper, labels (optional)
 Closing		A. Prayer and Closing Comments B. Reminder to Parents C. Coming Up Next Week	

LESSON 7

1

READINESS ACTIVITIES

Select the activity or activities that are most appropriate for your situation.

A

Pita Party

Divide students into groups of four. Give each group a pita bread. Allow them 60 seconds to see how many pieces they can break the bread into. After the 60 seconds, tell each group to count the number of pieces they have and figure out how many pitas it would take to give one little piece to each of 5,000 people. For instance, if they get 20 pieces, they divide 5,000 by 20; they would need 250 pitas instead of the five Jesus had—just to give everyone a taste.

Next, have everyone eat one tiny piece and then estimate how many pieces they would eat before feeling satisfied. If each person needed a whole pita bread, it would take 5,000 pitas; if half of them needed two, it would take 7,500. Next estimate how many pitas a bushel basket would hold (probably about 100). The numbers do not matter except to help the students realize that it would take 50-100 bushels of food to feed 5,000.

Debriefing

Say: **Imagine being faced with 5,000 hungry people and being told to provide food for them. Let's read how the disciples reacted to a similar situation.** Ask a volunteer to read Mark 6:37 aloud. **Though the disciples were worried, Jesus knew how he would meet the need.**

Allow students who know the power text to say it either individually or in group:

"Surely God is my salvation; I will trust and not be afraid. The LORD, the LORD himself, is my strength and my defense; he has become my salvation" (Isaiah 12:2).

Have the entire class repeat the power text together. Allow visitors and students who don't know it yet to read along. Affirm them for their effort. However, do not single out students by forcing everyone to say it, nor reprimand those who don't know it. Sabbath School is a place where students need to feel comfortable and accepted as they grow in God's grace.

Say: **Our power point this week is:**

 We serve a God who supplies all our needs.

* Be aware of any food allergies and adjust accordingly.

YOU NEED:

- 1 pita/tortilla/chapati for every four students*
- bushel basket (optional)

B

News Hunt

You need local newspapers, markers, paper, and pencils for each group of four to six students. Divide the students into groups and give out supplies.

Explain that the people in our neighborhoods have many needs, just as people in Bible times. In the next five minutes they are to:

1. Search the newspapers and see how many real needs they can discover.
2. Circle the news story with a marker so they can find it again when they make their report.
3. Make a list by writing each need in one or two words on their paper. Warn them to be looking for real needs—basics of life.

Allow students to report their findings and show the news story the items come from. As needs are mentioned, list them where all can see. Keep the list for future use during the lesson.

Debriefing

Ask: **What did we discover here this morning?** (that there are a lot of needs in our neighborhoods) **How would you feel if all those people expected you to supply all these needs?** (scared, tired, like giving up, etc.) **What if one of those persons was on our doorstep right now? What would you do to help?** (Encourage as many students as possible to respond.)

If you have not done Readiness Activity A, review now with the students the power text as outlined in the previous activity.

"Surely God is my salvation; I will trust and not be afraid. The LORD, the LORD himself, is my strength and my defense; he has become my salvation" (Isaiah 12:2).

Say: **This verse would be a good one to remember when 5,000 people all need your help at once. It reminds us that we can't solve the problems ourselves. But remember:**

 We serve a God who supplies all our needs.

Accommodations for students with special needs

Allow students with special needs who experience difficulty with this activity to work with a partner who can assist them.

YOU NEED:

- newspapers
- markers
- paper
- pencils
- white/chalkboard
- markers/chalk



Prayer and Praise

Notes

Fellowship

Report the students' joys and sorrows (pleased and troubled) as reported to you at the door (as appropriate). If they have given you permission, share one or two special items from students' Bible study during the week. Acknowledge any birthdays, special events, or achievements. Give a special, warm greeting to all visitors.

Suggested Songs

"Shepherd of My Soul" (*He Is Our Song*, no. 99)

"Behold What Manner of Love" (*He Is Our Song*, no. 42)

"Oh, Fill It Up" (*He Is Our Song*, no. 135)

(Add another verse: "Oh, Jesus fed [Jesus fed a hungry multitude], Jesus fed them all with love.")

Mission

Use *Adventist Mission for Youth and Adults* (go to www.junior.powerpoints.org and click on MISSION) or another mission report available to you. For the mission story, have a map of the world where the students can identify the location of the mission story and compare it to where they are. You could use pushpins to mark where the mission story takes place.

Offering

Say: **Last week in our lesson we learned how Jesus used a small lunch to feed more than**

5,000 people. Though our offering may seem small, Jesus blesses what we give and multiplies it to meet the needs of those around us. And, Jesus uses all kinds of people and offerings to supply our needs.

YOU NEED:

offering plate/basket

Prayer

Allow one minute for silent prayer. Tell the students to use this time to thank God for the ways He gives us what we need each day. If your group is uncomfortable or unfamiliar with silence, you may want to guide their thoughts by naming some of God's wonderful gifts and pausing for a moment after each gift. Close by asking God for the power to live a victorious life. Pray also for the students' joys and sorrows, for the birthday and other special event celebrants, as well as for the visitors.

Alternative: Prepare in advance a wrapped gift box with a removable lid. In the box place words or pictures of the wonderful gifts that we receive from God each day. Invite each student to select one of the pictures or words. Make a prayer circle, with each student saying a sentence prayer to thank God for the gift they have selected. (Gift ideas: food, water, sunshine, friends, homes, churches, family, Bible, breathing, walking, talking, seeing, hearing, etc.)

* Prayer and Praise may be used at any time during the program.

2

BIBLE LESSON

Introducing the Bible Story

If you did not already do Readiness Activity A, divide the students into pairs and give each a paper fish and a paper loaf. Instruct them to see how many pieces they can divide the fish and loaf into. Allow a maximum of two minutes. Ask each team to count how many pieces they have.

Ask: **How many paper fish and loaves would we need to give each of 5,000 people a tiny piece? Listen and see how Jesus solved the problem.**

YOU NEED:

- paper fish
- paper loaf

Experiencing the Story

In advance, ask one of the students (or an older youth) to dress in a Bible costume and tell the others the story from the perspective of the young man—how he felt when Andrew brought him to Jesus, how he felt when Jesus fed all the people with his five loaves and two fishes. To add a touch of realism, you may want to have a small basket with five small rolls and a tin of sardines or other fish that will smell when the “young man” opens his basket. (The “young man” can use the student story as a guide for his monologue.)

After the “young man’s” presentation, explain the concept of grace as expressed in Jesus’ feeding of the 5,000. (The people had a need, and Jesus met their need—no questions asked.)

Now give everyone an index card or piece of paper and a marker or crayon. Ask each member to search the Bible for their favorite text that demonstrates the goodness of God’s grace in dealing with them. While they are waiting for all to finish, some might want to decorate the card to use as a bookmark. Take time to hear the students read aloud the texts they chose.

YOU NEED:

- Bibles
- student volunteer
- costume
- basket lunch (optional)
- index cards
- markers

Debriefing

Ask: **What needs do these texts promise God will supply? What do they tell us about the way He cares for us?**

3

APPLYING THE LESSON

YOU NEED:

- Bibles

Exploring the Bible

Point to the list of needs from Readiness

Activity B on the board. Read Mark 6:37 aloud. Say: **Jesus was telling the disciples that He expects them—and us—to help supply the need. So I would like you, working with a partner or two, to do the following:**

- 1. Choose one need on the board that you wish you could supply. Look at me when you have made your choice.** (Walk around to check that everyone is on task.)
- 2. Now decide what it would take to supply the need of that person or family. You might write this answer in steps. For instance, a person in a car accident might need surgery. You could phone a specialist and pray for healing from God; you could call a tow truck and get a list of local car mechanics.** (Allow time.)
- 3. Now, in your group, star the items that God supplies. Pray for the person or persons involved. Believe that God will care for the needs you starred if you bring them to Him.** (Allow quiet time for prayer.)
- 4. Finally, look again at the solution you outlined. What part could we help with? Be specific; if we could give, say what we could give and to whom.**

Debriefing

Ask: **What can we learn from this activity?** (Accept responses.) **How do you feel about this activity?** (OK, good, don't agree with something.) Give the students who don't agree a chance to raise their questions. **Whom did you pray for and what did you ask for?** (Listen to responses.) **What did you decide we could do about the needs?** (Listen to responses.) **What part did the disciples play in feeding the 5,000?** (They went to see what they had, they brought the five loaves and two fish to Jesus, they organized the people to sit in groups, they served the food, and they all picked up the pieces afterward. Jesus multiplied the bread to fill the need.) Say: **God lets us help Him, but let's repeat our power point together:**

 ***We serve a God who supplies all our needs.***

Accommodations for students with special needs

Have students who experience difficulty with this activity work with partners who can assist them.

Doing the Needful

Read the following scenarios to your students. Encourage discussion after each one. Focus the students on deciding what part of the need God would fill:

- 1. Your friend Amy complains about teachers who keep comparing her to her older brother and sister who went to the same school she does. They made straight A's. Amy only occasionally earns an A. What might be Amy's need? What would you tell her?**
- 2. Mitchell's family is not Christian; they don't offer him much support. Mitchell's grandmother is their connection to church. Mitchell envies you because you have a Christian family; he particularly wishes he had a dad like yours. What is Mitchell's biggest need, in your opinion?**
- 3. Brittany's dad just lost his job; he's angry at the company he used to work for. Brittany is afraid that the family might lose the car and the house they live in. What else might Brittany be afraid of? What can you say to help her stop worrying? What need might you have as you try to help?**

Ask: **What was our power point for today? Say it with me:**

 ***We serve a God who supplies all our needs.***

4

SHARING THE LESSON

YOU NEED:

The Solution

Have students share their experiences if they had the opportunity during the past week to share a meal with someone and talk about what Jesus has done in their lives.

Place a Bible and a picture of Jesus (one for each student if possible—reproducible pictures on page 137) in a box. Wrap the box in layers of paper—one layer for each student in your class. On each layer, write a label that reads: To the student who admits to needing . . . (Write a different need on each layer such as: forgiveness, patience, a desire for salvation, a Savior, courage, humility, help to be faithful, a clean record, etc.)

Say: **We have the solution to all our needs in this box. But before we open it, let’s see what some of our needs are.** Read the label on the first layer aloud and hand the package to one person who admits that need. The person removes the layer of wrapping and reads the label on the next layer aloud. When someone admits that need, the box goes to that person and the procedure continues until the last label has been read and the last layer of wrapping removed. The box is then opened and the contents displayed. If you have enough pictures of Jesus for each student to have one, pass them around at this point.

Debriefing

Say: **We all have needs, some we may have mentioned, some we may want to keep hidden. No matter what our needs are, Jesus has the solution.** Challenge the students to share with someone how God has met their needs. Help them to decide on a specific person with whom they are going to share. Say: **Remember:**

 **We serve a God who supplies all our needs.**

- Bible
- box
- picture or pictures of Jesus (see p. 137)
- wrapping paper
- labels (optional)

Closing

Prayer and closing comments:

Say: **When Jesus asked the disciples how to feed all the people, He was challenging them to recognize their own needs. We will meet situations that seem to be impossible. When we do, let’s look at them as needs that God’s grace can supply and trust Jesus to show His power.** Pray that each student will see and know that Jesus has the answer to every situation in which they find themselves. Pray that God will reveal His love to each of your students, and that they will share that love by loving their neighbor in need.

Reminder to parents:

Say: **Check out the student Bible study guide to find Parents’ Pages for your use in family worship, or however you wish to use them to spiritually guide your children. You may listen to the podcast of the lesson online at www.juniorpowerpoints.org/podcast.php?channel=1.**

Coming up next week:

Say: **Jesus tells the parable of talents. God wants us to use our talents in service to others.**

Notes

Student lesson

Unlimited

Have you ever been so caught up in something that you forgot all about the time? You were so engrossed that you forgot to eat anything, and suddenly you realized how hungry you were. That is just what happened to a crowd of people one day as they were listening to Jesus. Imagine being part of that crowd.

I knew I should have headed for home right away. But it was a beautiful spring day, and instead I followed the crowd to the shore, listening to their conversations.

"We saw Him a little while ago," said a man who smelled like the sea. "My brother followed Him in our boat. I walked this way hoping to meet Him."

"Where could He be?" asked a man in fine traveling clothes. "I have to see Him before I go to Jerusalem for Passover."

"I want Him to bless my children," said a woman with three small children clinging to her robe. "They have no father, and I want to raise them in the fear and admonition of the Lord."

"Jesus, Son of man, where are You?" the fisherman shouted.

"Do you think He can hear you?" the traveler laughed.

"It can't hurt," the fisherman muttered.

Suddenly one of the children said, "Mama, look."

A hush fell over the crowd, and all eyes looked up. Jesus was descending the hillside. He stood and began to speak. He didn't seem impatient with the people.

I don't know how long we stood there listening to Him. He gave us so

much hope—unlike the priests and rulers. Even the little children didn't fuss. Suddenly I noticed that the sun was sinking in the west. My stomach started to growl. I heard the disciples telling Jesus that we needed to leave so we could eat. Jesus said the strangest thing to them, "You give them something to eat."

The one called Philip looked at Him in disbelief and asked, "That would take more than half a year's wages! Are we to go and spend that much on bread and give it to them to eat?" (Mark 6:37).

I wondered that too. The nearest village was miles away, and there were far more people here than in most villages!

"How many loaves do you have?" Jesus asked. "Go and see" (verse 38).

His followers started to fan out and look. I looked down. I had been so busy listening to Jesus, I had forgotten about my net bag with bread and fish! At that same moment the follower who was called Andrew looked at it too.

"That boy over there seems to have something," he said.

Andrew and I stepped toward each other. "It's not very much," I said apologetically as I gave it to him.

"Here is a boy with five small barley loaves and two small fish, but how far will they go among so many?" Andrew asked, incredulous.

"Have the people sit down," said Jesus (see John 6:9, 10).

The other disciples were returning empty-handed. Phillip, Peter, and Andrew asked the people to sit down in groups of 50.

People sat down with great sighs of relief. When everyone was seated, Jesus looked up to heaven, blessed the bread, broke it, and gave it to His disciples. They filled their traveling baskets with bread and fish. They walked all through the crowd distributing the food. My mother's bread and fish had never tasted so good.

The disciples and Jesus didn't eat until everyone else had something. There was even a lot of food left over! The people were overjoyed.

"I can't believe He did that," said the fisherman.

"Even though you can feel it in your stomach?" laughed the traveler. "What more proof do you need?"

"That's not what I meant," the fisherman retorted.

"I know. It's amazing," replied the traveler. "I can hardly wait to get back to my country to tell my friends."

"I know God will provide for me and my children!" exclaimed the mother who had sought His blessing.

"Jesus gave us bread," echoed her oldest child.

As the followers distributed bread for us to take home, I thought about how Jesus had fed us from His own hands. Yes, I had brought the lunch, but He had created the fish. He gave sunshine and rain and soil to grow the grain to make the bread. Most important, this experience helped me understand what Jesus would later teach about Himself: "I am the bread of life. Whoever comes to me will never go hungry, and whoever believes in me will never be thirsty" (John 6:35).

KEY REFERENCES


- Mark 6:30-44
- John 6:1-15
- *The Desire of Ages*, chap. 39, pp. 364-371
- *The Bible Story* (1994), vol. 8, pp. 41-45
- Our Beliefs nos. 21, 11, 4

POWER TEXT

“Surely God is my salvation; I will trust and not be afraid. The LORD, the LORD himself, is my strength and my defense; he has become my salvation” (Isaiah 12:2).

POWER POINT

We serve a God who supplies all our needs.



Sabbath

DO Do the activity on page 60.

Sunday

READ Read Mark 6:30 and this week's story, "Unlimited."

REVIEW Review the power text.

SHARE Share a sandwich and tell someone how Jesus fed 5,000 people with just a little bread and fish.

PRAY Thank God for His gifts.

Monday

READ Read Mark 6:31.

IMAGINE Imagine you are a journalist. What would you ask the boy who gave Jesus his food?

WRITE In your Bible study journal, write why you think Jesus called His disciples apart to a quiet place? When do you need quiet times?

REVIEW Review the power text.

PRAY Thank God for caring for everyone.

Tuesday

READ Read Mark 6:32-36.

THINK Jesus was planning to have some quiet time with His disciples. How do you think they felt when they saw the people had followed them?

RESPOND How was Jesus' response different from that of the disciples? How would you have responded?

REVIEW Review the power text.

PRAY Ask God to help you love people the way He loves you.

Wednesday

READ Read Mark 6:37-44.

WRITE In your Bible study journal, write about some impossible situations in your life.

REVIEW Review the power text.

PRAY Ask Jesus to help you see the impossible situations in your life through His eyes.

Thursday

READ Read John 6:35 and Psalm 103:3.

THINK In these verses, what has Jesus promised to supply?

SHARE Plan to share with someone today what Jesus has done in your life.

REVIEW Review the power text.

PRAY Ask God to use you to show His love to others.

Friday

READ Read Romans 6:23.

FIND What is the free gift that God gives us? Find the meaning of the word "salvation" in a dictionary.

WRITE Write your power text in your Bible study journal, substituting words from the dictionary definition for the word "salvation."

SAY Repeat the power text from memory.

PRAY Thank God for the gift of eternal life.