

# 2

## Community

We share God's love in our relationships.

### POWER TEXT

"The Spirit of the Sovereign LORD is on me, because the LORD has anointed me to proclaim good news to the poor. He has sent me to bind up the broken-hearted, to proclaim freedom for the captives and release from darkness for the prisoners" (Isaiah 61:1).

### KEY REFERENCES

- Isaiah 61:1-3
- Luke 4:16-21
- *The Desire of Ages*, chap. 24, pp. 236-243
- *The Bible Story* (1994), vol. 6, pp. 185-187; vol. 7, pp. 165-168
- student story on page 32 of this guide.

### OUR BELIEFS

- No. 20, The Sabbath
- No. 4, The Son
- No. 9, The Life, Death, and Resurrection of Christ

### OBJECTIVES

#### The students will:

- **Know** that God wants them to bear the good news of salvation to others.
- **Feel** joyful that we can lift the burdens of others by sharing the good news.
- **Respond** by finding a way to share the good news with others today.

# Spreading Good News



**We build friendships when we share the good news about Jesus.**

## The Bible Lesson at a Glance

The Lord has appointed us to be bearers of the good news of salvation to those who are brokenhearted and oppressed. The good news of the gospel will give liberty to the captives, good tidings to the meek, comfort to those who mourn. Our service is like the "oil of joy" to those who are grieving, exchanging praise for despair (Isaiah 61:3).

### ***This is a lesson about community.***

Jesus used this passage to announce His mission on earth (Luke 4:16-21). Jesus came into our world to proclaim liberty and joy to those who would accept Him. If this was the work Jesus came to do, surely it is our work as well.

## Teacher Enrichment

"We should all become witnesses for Jesus. Social power, sanctified by the grace of Christ, must be improved in winning souls to the Savior. Let the world see that we are not selfishly absorbed in our own interests, but that we desire others to share our blessings and privileges. Let them see that our religion does not make us unsympathetic or exacting. Let all who profess to have found Christ, minister as He did for the benefit of men.

"We should never give to the world the false impression that Christians are a gloomy, unhappy people. If our eyes are fixed on Jesus, we shall see a compassionate Redeemer, and shall catch light from His countenance. Wherever His Spirit reigns, there peace abides. And there will be joy also, for there is a calm, holy trust in God" (*The Desire of Ages*, pp. 152, 153).


*In what ways am I uniquely gifted to spread joy?*

# Welcome



Welcome students at the door and direct them to their seats. Ask them how their week has been. Encourage learners to study their Sabbath School lesson regularly, and use several minutes to debrief students on the previous week's lesson.

Ask: **What was the most interesting part of the Bible story? What activity did you find most helpful? Which activity was the most fun?** Invite students to share their experiences and/or the handiworks they created for Sabbath School during the week.

(The leader should be familiar with the previous lesson to be able to direct the discussion.) This is also a good time to have students recite the power text.

**Have students begin the readiness activity of your choice.** 

## Program notes

LESSON SECTION	MINUTES	ACTIVITIES	MATERIALS NEEDED
Welcome	Ongoing	Greet students at door. Ask about their week.	
<b>1</b> Readiness	10-15	A. Bible Headlines B. Cryptic Whispers C. Good-News Collage	newspaper headlines  selection of magazines, newspapers, or prepared clippings, roll of paper, glue, scissors
 Prayer and Praise	15-20	See page 27. Prayer and Praise may be used at any time during the program.	songbooks, world map, pushpins, offering plate/basket, newspaper, small pieces of paper
<b>2</b> Bible Lesson	15-20	Introducing the Bible Story  Experiencing the Story  Exploring the Bible	Bibles, paper, pens/pencils  Bibles
<b>3</b> Applying the Lesson	10-15	Good News	paper, art supplies
<b>4</b> Sharing the Lesson	10-15	A. Ask Me About . . .  B. Sing for Joy	songbooks
 Closing		A. Prayer and Closing Comments B. Reminder to Parents C. Coming Up Next Week	

## LESSON 2

# 1

### READINESS ACTIVITIES

Select the activity or activities that are most appropriate for your situation.

## A

#### YOU NEED:

- newspaper headlines

### Bible Headlines

Divide the students into groups. Read some sample newspaper headlines. Discuss with the students what the stories that go with those headlines might be about. Say: **You have three minutes to create “newspaper” headlines for stories of good news in the Bible. At the end of three minutes I’ll ask you to share your headlines, and the rest of us will see if we can guess the story.**

#### Debriefing

Ask: **What does a headline in a newspaper tell you? Before people get to know you, they get an impression of what you are like—they can “read the headlines.” When they get to know you, it is like reading the articles. What kind of headline would you like to be? How do you promote the good news of Jesus? Say: I would like my headline to read: “Meet One of Jesus’ Friends.”**

Allow students who know the power text to say it either individually or with a small group:

***“The Spirit of the Sovereign LORD is on me, because the LORD has anointed me to proclaim good news to the poor. He has sent me to bind up the brokenhearted, to proclaim freedom for the captives and release from darkness for the prisoners” (Isaiah 61:1).***

Have the entire class repeat the power text together. Allow visitors and students who don’t know it yet to read along. Affirm them for their effort. However, do not single out students by forcing everyone to say it, nor reprimand those who don’t know it. Sabbath School is a place where students need to feel comfortable and accepted as they grow in God’s grace.

***🔊 We build friendships when we share the good news about Jesus.***

## B

### Cryptic Whispers

Say: **Let’s sit in a circle. I am going to whisper something to the person on my right and then they are going to whisper it to the person beside them, and on around the circle. When it comes to the person on my left they will say what they heard, and we will compare it with what I said.**

Repeat at least four times.

#### Debriefing

Ask: **What made it difficult to understand what was being said? How did you feel when you couldn’t really hear or understand?**

Say: **There are many people who we meet who have the same problem. They haven’t heard or understood that Jesus can bring great joy into their lives.**

If you have not done Readiness Activity A, review now with the students the power text, Isaiah 61:1, as outlined in the previous activity.

***“The Spirit of the Sovereign LORD is on me, because the LORD has anointed me to proclaim good news to the poor. He has sent me to bind up the brokenhearted, to proclaim freedom for the captives and release from darkness for the prisoners” (Isaiah 61:1).***

**Jesus said that He had been anointed to bring good news. Today we are learning that**

***🔊 We build friendships when we share the good news about Jesus.***



# Prayer and Praise



## Good-News Collage

Preselect articles from newspapers and magazines that would be appropriate for your students and would correspond with this activity. Have students work in groups. Say: **This morning we are going to make a good-news collage. Using these articles that I cut out from magazines and newspapers, find good-news stories or pictures and paste them onto this roll of paper.**

- YOU NEED:**
- newspapers/magazines
  - roll of paper
  - glue
  - scissors

### Debriefing

Ask: **Was it difficult to find good-news stories? Why do you think that there is so little good news? What is the best news that anyone can hear?** (That Jesus loves them and when He comes into their life, He brings joy.)

Say: **Let's remind ourselves of this by writing Jesus across our collages. Jesus served others by telling them the good news of salvation.**

If you have not done Readiness Activity A, review now with the students the power text, Isaiah 61:1, as outlined in activity A:

***"The Spirit of the Sovereign LORD is on me, because the LORD has anointed me to proclaim good news to the poor. He has sent me to bind up the brokenhearted, to proclaim freedom for the captives and release from darkness for the prisoners" (Isaiah 61:1).***

Say: **Jesus said that He had been anointed to bring good news. Today we are learning that**

 ***We build friendships when we share the good news about Jesus.***

### Accommodation for students with special needs

Guide students with special needs to groups that would offer assistance in participation. Identify their skills and encourage these students to contribute in ways that allow them to experience success.

## Fellowship

Report the students' joys and sorrows (pleased and troubled) as reported to you at the door (as appropriate). If they have given you permission, share one or two special items from students' Bible study during the week. Acknowledge any birthdays, special events, or achievements. Give a special, warm greeting to all visitors.

## Suggested Songs

"Behold, What Manner of Love" (*He Is Our Song*, no. 42)

"I Will Sing of the Mercies of the Lord" (*He Is Our Song*, no. 15)

"Soon and Very Soon" (*He Is Our Song*, no. 121)

"In Moments Like These" (*He Is Our Song*, no. 147)

"Happy All the Time" (*Praise Time*, no. 18)

## Mission

Use *Adventist Mission for Youth and Adults* (go to [www.juniorpowerpoints.org](http://www.juniorpowerpoints.org) and click on MISSION) or another mission report available to you. For the mission story, have a map of the world where the students can identify the location of the mission story and compare it to where they are. You could use pushpins to mark where the mission story takes place.

## Offering

Say: **We are called to serve in many different ways. God has given each of us different gifts and abilities. He has also given us different resources. The amount we give isn't as important as our willingness to give from our resources. Giving is one way of serving. It facilitates others' learning about Jesus.**

- YOU NEED:**
- offering plate/basket

## Prayer

Give each student a small piece of paper. Hold up a newspaper. Say: **If we want to find out what is going on we usually read the paper or watch the news. God wants to know what is going on in our lives. On your piece of paper, write down some good news and a request and then stick it over a story.**

- YOU NEED:**
- newspaper
  - small pieces of paper

\* Prayer and Praise may be used at any time during the program.

# 2

**BIBLE LESSON**

**Introducing the Bible Story**

Say: **What caused the saddest or most hopeless feeling you have ever had?** Encourage students to share. **If you multiply that feeling many, many times, you will just begin to understand the hopelessness and despair of life without the good news of Jesus, who saves us from heavy burdens, despair, and spiritual and moral slavery.**

**Experiencing the Story**

Say: **We are going to read Isaiah 61:1-3 together. The first time through we will read very quietly and hopefully. The second time through, we will read it louder, with strong assurance.**

**YOU NEED:**

- Bible
- paper
- pens/pencils

After the reading, divide the students into groups. Assign each group one of the three verses. Ask them to present their verse to the rest of the group through skit, poem, or mime.

Allow each group time to present their verse to the rest of the group.

**Accommodation for students with special needs**

Place students with special needs in the groups in which they would feel most comfortable participating. Identify their skills and talents and create opportunities for them to thrive.

# 3

## APPLYING THE LESSON

### Exploring the Bible

YOU NEED:

Bibles

Say: **Jesus read these same verses. He must have learned them as a small boy and begun to understand that they were a prophecy about His ministry on earth. Let's read together about when He quoted this passage of Scripture: Luke 4:14-30.**

Ask: **What was the people's reaction when they heard Jesus proclaiming the good news? Why do you think they reacted as they did?** (They didn't feel the need; they didn't want to think that any other group of people could be offered the favor of God.) **How did Jesus react? What can we learn from both reactions? We are asked to proclaim the good news of Jesus and the news that He can bring joy into people's lives. But not everyone will choose to accept the good news.**

Say: **Jesus expects His disciples to follow His example and spread the good news. Let's read about some other times when people heard the good news. In each story we will ask: What was their response? What can we learn from the way they responded?**

1. Luke 24:13-33 (disciples on the road to Emmaus)
2. John 20:10-18 (Mary Magdalene)
3. Mark 16:14-20 (disciples)
4. Acts 2:1-12 (day of Pentecost)
5. Acts 16:22-34 (jailer)

Say: **Like the people we have just read about,**

 ***We build friendships when we share the good news about Jesus.***

### Good News

YOU NEED:


paper

art supplies

Say: **Jesus brought good news to the people He met. We have the same task to tell others that Jesus brings joy. Today we are going to create newspaper articles with good news that we can share with our friends.**

Divide the students into groups. Say: **Each group is responsible for telling the good news about Jesus in the form of a story, picture series, or poem.**

(Remind the students that the good news is that Jesus came to die in our place, to forgive us, to offer us a new life empowered by the Holy Spirit that is free of the "chains" of sinful habits, and eventually to live with Him in heaven, when all the hurt caused by sin will have been totally wiped out.) Once the students have finished creating their good news stories, allow a few moments for them to share them with the class.

 ***We build friendships when we share the good news about Jesus.***

#### Accommodations for students with special needs:

Students with a learning disability may need more time to finish and may need assistance with writing and spelling. Allow them to work with a partner who can assist them.

# 4

## SHARING THE LESSON

### A


#### **Ask Me About . . .**

Allow students to report with whom they had a chance to share the notes of encouragement that they created during the past week. If they were able to bake cookies and share them with someone, telling them about Jesus, have them report their experiences. Depending on the class size you may choose to have students share with a partner, in small groups, or with the class.

#### **Debriefing**

Ask: **How did the people with whom you shared the good news about Jesus respond? What are some other ways that we can spread the joy of knowing Jesus to others?**

**Let's remember**

 ***We build friendships when we share the good news about Jesus.***

### B

#### **Sing for Joy**

**YOU NEED:**

songbooks

Say: **One of the best ways of expressing joy is singing. Even when you are feeling down or discouraged, if you start to sing, you feel much better. We are going to spend a few minutes sharing through song the joy that Jesus brings to each of us. If you want to tell the group about the joy Jesus has brought into your life, then feel free to do that between songs.** Begin by sharing an experience of your own before you ask students to share. Sing songs the students select. Encourage songs that are about the gospel and are performed in a joyful manner.

#### **Debriefing**

Ask: **How do you feel? When you feel happy, how do you relate to others?**

Say: **Let's brainstorm quickly and decide on some ways that we can spread the joy of Jesus to others.**

 ***We build friendships when we share the good news about Jesus.***

# Closing

## **Prayer and closing comments:**

Ask God's blessing on your students' attempts to share His joy.

## **Reminder to parents:**

Say: **Check out the student Bible study guide to find Parents' Pages for your use in family worship, or however you wish to use them to spiritually guide your children. You may listen to the podcast of the lesson online at [www.juniorpowerpoints.org/podcast.php?channel=1](http://www.juniorpowerpoints.org/podcast.php?channel=1).**

## **Coming up next week:**

Say: **Jesus outlines the way He wants us to live. We show His love by sharing the things He teaches us.**

## **Notes**



# Student lesson

## Spreading Good News

*Have you ever listened to someone talk about something they did that was very important to them, and caught their enthusiasm? Maybe you said to yourself, I want to do that too someday. Jesus wants each of us to follow His example in bringing the good news to others.*

Jesus strode down the dusty path toward the synagogue in Nazareth. All His growing-up years He had traveled this same path as He would join the rest of His town in Sabbath worship. This time was a little different, however. He was no longer just the carpenter Joseph's kind and helpful son.

He had turned 30, been baptized by His cousin John, been tempted in the wilderness by the devil, and returned to Galilee to begin His ministry. Yes, things were different now. It was time to tell the people why He came to this earth. It was time to offer them the good news.

Jesus joined the other worshippers as they sat in a square around the reading platform. When His turn came, He stood to read, and someone handed Him the scroll of Isaiah. Jesus scanned through the well-known words until He came to the passage He wanted. In a clear, kind, but authoritative voice He read, "The Spirit of the Lord is on me, because he has anointed me to proclaim good news to

the poor. He has sent me to proclaim freedom for the prisoners and recovery of sight for the blind, to set the oppressed free, to proclaim the year of the Lord's favor" (Luke 4:18, 19).

All eyes were on Jesus as He rolled up the scroll, gave it back to the attendant, and sat down. "Today," He said, "this scripture is fulfilled in your hearing" (verse 21).

The people that day were not pleased about this good news. Before a person can be happy about healing, freedom from captivity, and release from darkness, that person must feel the need for those things. Many of the Jews at that time did not feel that they needed what Jesus had to offer, so they missed out on the good news.

And that is the way it always is. Some people understand that Jesus brings them joy and freedom and healing as soon as they hear the good news. Others don't. But Jesus went about from village to village, healing and spreading the good news anyway. And He expected His disciples to do the same. He sent them out two by two, and they spread the good news too. They freed many captives from Satan's darkness when they drove out demons and healed sick people. Many homes and many villages were filled with joy.

The world today needs good news. Satan is busy, working to discourage

and hurt the human race. Sadness and fear are wrapped around people's hearts like chains that bind prisoners. Jesus came to bring good news—He came to break those chains and set us free.

The good news is that Jesus came to this earth to save us from our sins. He came to show us kindness! He brought us comfort, gladness, and joy! He can set our hearts free! That's the good news that every person, everywhere, needs to hear, whether they realize it or not. And those of us who love Jesus get to share this good news. That's what He came to do, and that's what He wants us to do too.

What can you do today to be a "bearer of good news" to the world around you? God gave each of us our own way of sharing His good news. Your way may be different from a friend's way. So if you aren't sure of how He wants you to share, talk to Him. You might pray something like this: "Dear Jesus, Thank You for saving me. Thank You that You can take care of every problem in my life, and that You can make me glad. Please show me how to share Your good news with people around me! Make my heart like Yours so I can see the way You want me to give Your gladness to the world."

## KEY REFERENCES


- Isaiah 61:1-3
- Luke 4:16-21
- *The Desire of Ages*, chap. 24, pp. 236-243
- *The Bible Story* (1994), vol. 6, pp. 185-187; vol. 7, pp. 165-168
- Our Beliefs nos. 20, 4, 9

## POWER TEXT

“The Spirit of the Sovereign LORD is on me, because the LORD has anointed me to proclaim good news to the poor. He has sent me to bind up the brokenhearted, to proclaim freedom for the captives and release from darkness for the prisoners” (Isaiah 61:1).

## POWER POINT

We build friendships when we share the good news about Jesus.



## Sabbath

**DO** Do the activity on page 19.

## Sunday

**READ** Read Matthew 28:19, 20 and this week’s story, “Spreading Good News.”

**CREATE** Create a megaphone by rolling a sheet of paper into a cone.

**WRITE** Write out your power text on the megaphone.

**REVIEW** Review the power text.

**PRAY** Pray that you will find ways to share the joy Jesus brings into your life.

## Monday

**READ** Read 1 Corinthians 3:9.

**LIST** In your Bible study journal,\* list as many different methods of communication as you can think of that can be used for sharing the good news with others.

**ASK** Ask an adult to help you think of additional methods.

**SELECT** Mark the methods of communication you will use to tell others of the joy Jesus can bring in their lives.

**REVIEW** Review the power text.

**PRAY** Pray that God will help you use these communication channels correctly.

## Tuesday

**READ** Read 2 Corinthians 9:13.

**MAKE** Create four notes of encouragement for people who don’t know the good news about Jesus. Give the notes to anyone you see who is sad.

**REVIEW** Review the power text.

**PRAY** Pray for those to whom you gave the notes.

## Wednesday

**READ** Read Isaiah 61:1-3.

**CREATE** Create a song/poem about the joy Jesus brings.

**REVIEW** Review the power text.

**GO** With a friend, go to an open space. Start walking away from each other and speaking gradually louder so you can hear each other. How far apart are you when you can’t hear each other anymore?

**PRAY** Thank God that He always hears your prayers.

## Thursday

**READ** Compare Luke 4:16-21 with Isaiah 61:1-3.

**WRITE** In your Bible study journal, describe what hope is found for you in the good news Jesus shared.

**SHARE** Share with someone who doesn’t know Jesus the joy, He brings and offer them some cookies/fruits.

**REVIEW** Review the power text.

**PRAY** Praise the Lord for the good news.

## Friday

**READ** Read Matthew 9:37, 38.

**DISCUSS** Go around the family circle and get everyone to share ways they could respond to God’s call for workers in His harvest.

**TEACH** Teach your family the song or poem you wrote on Wednesday.

**SAY** Share the power text from memory.

**PRAY** Ask God to help you to experience greater joy in Jesus in your home and to help you share it with others.

\* Your Bible study journal is found at the back of your Power-Points Bible study guide. If you need additional space, use a notebook or open a special file on your computer. Writing out your thoughts and ideas every time you study the Bible helps to engrain them in your mind.