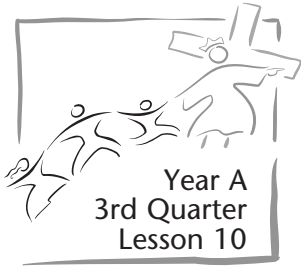


LESSON



Alive Again

COMMUNITY Community means caring for one another.

References

2 Kings 4:8-37; *Prophets and Kings*, pp. 237-240.

Memory Verse

"If either of them falls down, one can help the other up" (Ecclesiastes 4:10, NIV).

Objectives

The children will:

Know that God blesses those who help others.

Feel happy that God can help them to help others.

Respond by looking for something nice they can do for someone else.

The Message



God's people are kind to one another.

Getting Ready to Teach

The Bible Lesson at a Glance

A Shunammite woman wants to do something nice for the prophet Elisha, so she and her husband fix up a room for him to stay in when he is in town. Elisha is pleased and wants to do something nice for them. The woman has no son so Elisha asks God to give her a child. God hears, and the woman has a baby boy—the son she has longed for. Some time later the boy dies, and the woman

calls for Elisha to come. Elisha prays, and God raises the boy to life. The family is happy again because God answered the prophet's prayer.

This is a lesson about community.

People in God's family are always eager to do good things for one another. God is happy when we pray for one another and when we help each other. He will hear and answer our prayers. God

TEN

Program Outline			
LESSON SECTION	MINUTES	ACTIVITIES	MATERIALS NEEDED
Welcome	ongoing	Greet students at door; hear pleased/troubled	none
1 Readiness Options	up to 10	A. <i>Guest Preparation</i> B. <i>Special Touches</i>	plates, cups, napkins, flatware for four, small table, tablecloth bag or box with various household items (see Readiness Activity B on p. 102)
* Prayer and Praise *	up to 10	See page 103. *Prayer and Praise may be used at any time during the program.	
2 Bible Lesson	up to 20	Experiencing the Story	table, chairs, tablecloth, flowers, vase, sleeping bags or blankets and pillows
		Bible Study	Bible
		Memory Verse	Bible
3 Applying the Lesson	up to 15	<i>I Can Be a Blessing</i>	none
4 Sharing the Lesson	up to 15	<i>Hands of Blessings</i>	paper, pencils, crayons, safety scissors

is all-powerful and can do all things. He will help us help others.

Teacher Enrichment

"Riches often make the possessor self-centered and forgetful of the needs and desires of others. But this was evidently not the case with this noble woman of Shunem. She was a great woman, but she did not lose the common touch. She lived not for herself alone but strove to make others happy. Having her own needs well provided for, she shared her possessions with others. She had her own household cares and responsibilities, but she did not allow the

duties of her home to make her forgetful of the needs and comforts of Elisha and perhaps many others. On his journeys Elisha often looked forward to the pleasant hours of rest and relaxation that would be his when he arrived at the village of Shunem. Kindly hospitality helps to bring among the children of earth a little of the peace and friendship of heaven" (*The Seventh-day Adventist Bible Commentary*, vol. 2, p. 868).

What do you live for? Whom has God called you to care for this week?

Room Decorations

See Lesson 9.

Teaching the Lesson

Welcome

Welcome students at the door. Ask how their week has been—what they are pleased/troubled about. Encourage them to share any experiences from last week's lesson study. Have them begin the readiness activity of your choice.



Readiness Activities

Select the activity most appropriate for your situation.

A. Guest Preparation

You Need:

- four plates
- four cups
- four napkins
- flatware for four
- small table
- tablecloth

Place tablecloth, plates, cups, flatware, and napkins in a stack on a small table. Let the children set the table for four people in preparation for a special guest.

Debriefing

Allow response time as you ask: **Do you have special guests who visit in your home? How do you feel when you know someone special is coming to visit? What does your family do to get ready for company? What do you do to help? Today our story is about a woman who wanted to make a special place for a special guest. She was being a blessing by being kind to others. Our message for today is:**



God's people are kind to one another.

Say that with me.

B. Special Touches

You Need:

- large bag or box
- household items (see activity)

Prepare in advance a large bag or box with various items such as a flower, food item, iron, broom, dust rag, dishrag, plate, etc. Allow the children to remove the items one at a time and discuss how each can be used to prepare our homes for special guests.

Debriefing

Allow response time as you ask: **What do you do to make a visitor feel special at your house? How do you think your guests feel when you do something special for them? Today we're going to hear a story about a woman and her husband who did something special for their guest. They wanted to be kind, to be a blessing to him. And that leads me to today's message:**



God's people are kind to one another.

Say that with me.

PRAYER AND PRAISE



Fellowship

Report the students' joys and sorrows (pleased and troubled) as reported to you at the door (as appropriate). Allow time for sharing experiences from last week's lesson study and review the memory verse. Acknowledge any birthdays, special events, or achievements. Give a special warm greeting to all visitors. Collect items for your class community service project.

Suggested Songs

- "Blessings" (*Little Voices Praise Him*, no. 302)
- "We Are Little Helpers" (*Little Voices Praise Him*, no. 296)
- "I Like to Help My Mother" (*Little Voices Praise Him*, no. 291)
- "Who's a Helper?" (*Little Voices Praise Him*, no. 300)
- "I Will Be a Helper" (*Little Voices Praise Him*, no. 290)
- "God's Children Are Helpful" (*Little Voices Praise Him*, no. 287)

Mission

Use a story from *Children's Mission*.

Offering

Say: **When we bring our offering to Sabbath School, it helps people all over the world. Jesus uses our money to bless people in His family all over the world.**

Prayer

Ask: **Do you know anyone in our church family who needs help? How can you help them?** Wait for responses and then ask for volunteers to pray for Jesus to help them look for ways to help others.

*Prayer and Praise may be used at any time during the program.

2

Bible Lesson**Experiencing the Story**
Setting the Scene**You Need:**

- table
- chairs
- tablecloth
- flowers
- vase
- sleeping bags or blankets and pillows

Ask the children to help you prepare the items listed to make a special room. Let them help decorate and set the table, spread out the bed items and pillows on the floor. Invite the children to get comfortable on the bedding as you tell the story. Tell the children they can pretend to be the little boy in the story. When Elisha heals the boy, the children can sneeze several times and then get out of bed.

Read or tell the story.

"That was a wonderful meal," Elisha spoke kindly to the Shunammite woman. "Thank you for inviting me to dinner. I always enjoy visiting your home when I come to Shunem. But now I must be on my way. I'll see you when I travel this way again."

The woman and her husband walked outside with Elisha. They stood in their beautiful garden and waved to Elisha as he left.

"It's good to be able to invite the man of God to eat with us when he travels through our town," the woman said to her husband. "Wouldn't it be nice to build a little guest room just for him up on the roof? We could put a bed in it, and a table and chair, and a lamp. Then he would have a comfortable place to stay when he comes."

The woman's husband thought that was a good idea. He had his servants start building the room right away. And the woman decorated the room. She covered the bed with colorful blankets. She put soft pillows on the chair.

Sometime later Elisha traveled to

Shunem again. And again he was invited to visit the woman and her husband. He was so happy to have a nice place to stay.

Elisha was very pleased at the thoughtful things the woman and her husband had done for him. He wanted to do something for them. He knew just what to do. Elisha sent his servant to ask the woman what he could do for her. But she didn't want a gift. The servant told Elisha what the woman had said, but added, "She doesn't have a child."

Elisha sent for the kind woman. "I have asked the Lord to give you a son," he told her with a smile. "Next year you will have a baby boy."

The next year the woman and her husband had a baby boy. They were so happy! He was a wonderful gift from God.

The little boy grew and grew. One hot summer day he went out to the fields to see his father, who was working there. Suddenly he cried out, "My head hurts! My head hurts!"

The boy's father called a servant. "My son is sick. Quickly! Take him to his mother."

The servant hurried across the fields and gave the boy to his mother. His mother held him on her lap and tried to comfort him. But he died.

His mother cried and cried. Then she took her boy up to Elisha's room and put him on Elisha's bed [*have children lie down*]. She called to her husband and asked for a servant to go with her to find Elisha.

Elisha went back home with the woman. He went up to his special room and saw the boy lying so still. He quietly shut the door. He prayed to God to bring back the boy's life. Elisha prayed

and prayed. And God answered his prayer.

Suddenly the little boy sneezed seven times. *[Encourage the children to sneeze seven times as you count.]* Then he opened his eyes and looked at Elisha. *[Ask the children to sit up.]* The woman picked up the boy she loved so much. She hugged him, and kissed him, and hugged him some more. She cried, and she laughed, and she cried some more. She had tried to be a blessing to Elisha by being kind to him and giving him a room to stay in, but the Lord had blessed her more. He had made her son come alive again!

Debriefing

Allow response time as you ask: **How did the woman feel when her son was born? when Elisha prayed for her son to live again? when her boy came back to life? What do you think Elisha thought when God used him to make the little boy alive again? God used Elisha to help the Shunammite family. He was a blessing to them. And He wants us to be a blessing to others by helping them. Remember our message? Let's say it together:**



God's people are kind to one another.

Say that with me.

Bible Study

You Need:

Bible

Open your Bible to 2 Kings 4:8-37. Point to the passage and say: **This is where today's story is found**

in God's Word, the Bible. Read verses 8-22, 32-37 aloud, paraphrasing as necessary.

Debriefing

Allow response time as you ask: **Why did the woman go to Elisha when her son died? How do you think she felt? What did Elisha do? Did God hear Elisha's prayer? Does God hear your prayers? Let's thank Him right now for hearing and answering our prayers.** Pause for a brief prayer. Say: **The Shunammite woman was kind to Elisha. Elisha was kind to her too. That reminds me of our message for today. Say it with me.**



God's people are kind to one another.

Memory Verse

Turn to Ecclesiastes 4:10 and say: **This is where we find our memory verse in God's Word, the Bible.** Read the text aloud. **"If either of them falls down, one can help the other up."** Then proceed to teach the memory verse as outlined below.

Ask the children to find a partner. Have the pairs move as needed to have enough space for the activity. The first child "falls" down and says: "If either of them falls down . . ."

The second child takes the first child's hand and helps them up while saying: "one can help the other up."

Have the activity repeated a few times; then switch roles and repeat a few more times. Finally, have the class say the verse together.

You Need:

Bible

3

Applying the Lesson**I Can Be a Blessing**

Ask the children to name ways they can be a blessing by showing kindness to others. Then invite them to take turns pantomiming some of those ways while the others guess what they are doing.

Ideas might include singing a happy song, rubbing Mommy's back, picking up their toys without being asked, obeying quickly, smiling cheerfully, offering to set the table, feeding a pet, bringing an offering to Sabbath School, taking flowers or food to someone who is sick.

Allow the children to guess what helpful activity is being acted out. Encourage every child to participate. (Large class, divide into groups of six to eight and have an adult ready to help as needed.)

Debriefing

Allow response time as you ask:

Which did you like best: acting out a scene or guessing what others were doing? How does it feel to know that Jesus can use you to be a blessing to someone else? Do you want to be a blessing to others? How can you do that for someone this week? When we are kind to others, when we help others, we are being a blessing. Let's remember our message:



God's people are kind to one another.

Say that with me.

4

Sharing the Lesson**Hands of Blessings**

Talk about ways the children can use their hands to be a blessing to others by being kind. Give each child a piece of paper and a pencil to trace around their hands. Have them color and cut the tracings. Say: **You are making “Hands of Blessings.”** Have adults ready to assist.

Debriefing

Allow response time as you ask: **Can you think of a special way that you can use your hands to be a blessing to someone this week? Write that**

person’s name on one hand and the type of blessing you are going to be to them on the other hand. You can take your “Hands of Blessings” home and share them with the person you want to bless by helping them. Look for ways this week to be kind, to be a blessing to others. Let’s say our message again:

You Need:

- paper
- pencils
- crayons
- safety scissors



God’s people are kind to one another.

Closing

Say: **Let’s ask Jesus to help us be a blessing to everyone we are with this week.**

After prayer, hand out notes about your community service project to those children not present last week and remind everyone about how they can participate.

STUDENT LESSON

Alive Again

References

2 Kings 4:8-37;
Prophets and Kings, pp. 237-240

Memory Verse

"If either of them falls down, one can help the other up" (Ecclesiastes 4:10, NIV).

The Message

God's people are kind to one another.

Have you ever visited a friend's house and been given good food to eat and a comfortable place to sleep? A woman did that for Elisha. And God never forgot her kindness.

"Thank you for inviting me to dinner," Elisha spoke kindly to the Shunammite woman. "I always enjoy your home when I come to Shunem. But now I must be on my way." Elisha waved as he went down the road.

"The man of God needs a place to stay when he travels through our town," the woman said to her husband. "Let's build a little room for him up on the roof." Her husband agreed. Soon some men were working to add a room to the top of the house. When Elisha came again, the room was ready. It was so good to have a place to stay!

One day while resting in his new room, Elisha sent his servant, Gehazi, to the woman. "Ask her what I can do to thank her," Elisha said. But the woman said she had everything she needed.

"I would still like to do something for her," Elisha said to his servant.

"She has no son," Gehazi reminded his master.

Elisha sent for the kind woman. "This time next year you will be holding a son in your arms," he told her with a smile.

And the next year the woman and her husband had a baby boy!

The little boy grew and grew. One hot summer day he went to the fields where his father was working. Suddenly he cried out, "My head hurts! My head hurts!"

His father called to a servant, "My son is sick. Quickly, take him to his mother."

The servant carried the boy to the house. His mother held him on her lap and tried to help and comfort him. But he died. Her heart was broken. She went upstairs and put him on Elisha's bed. Then she hurried to find Elisha.


Elisha went back home with the woman. He went into his room and saw the boy. Elisha prayed and prayed. God answered his prayer. God put life back into the boy!

The little boy sneezed. Then he sneezed again—and again! Altogether the little boy sneezed seven times, one right after another! Then he opened his eyes and sat up. "Go get his mother," Elisha called

to Gehazi. Gehazi hurried away and called the boy's mother.

The little boy's mother came running. She saw her boy sitting up. She picked him up. She hugged him, kissed him, and hugged him some more. She thanked the Lord for blessing her son.

The Shunammite woman had been a blessing to Elisha. But the Lord had blessed her more—He had given her the same son twice!



Do and Say

Sabbath

Each day this week read the lesson story together and review the memory verse as follows: Your child falls down and says: "If either of them falls down." You take their hand and help them up while saying: "One can help the other up." Then both of you say, "Ecclesiastes 4:10." Switch roles and repeat.

Sunday

Use the "Hands of Blessings" made in Sabbath School to help your child be a blessing to someone. (Or make a "Hands of Blessings" by tracing around your child's hands. Print on one hand the name of the person to whom they want to be kind. On the other hand print how they will show kindness.) Your child gives the "Hands of Blessings" to that person while being kind.



Monday

List ways to be helpful to others. Each day select one thing and do it together.

Read 2 Kings 4:8-16 together. Ask: Why did Elisha want to do something for the woman? How do you feel when others are kind to you?

Tuesday


Read 2 Kings 4:17-22 together. Ask: Who helped

the boy get to his mother?

Help your child list things you and others do to help him or her; then count the things. Thank Jesus for all who help us.

Wednesday

Act out the story with your family. Have your child pretend to sneeze seven times when appropriate in the story. Ask: How do you think the little boy felt when he opened his eyes? How did his mother feel?



Thursday

Have your child say the memory verse. Sing a helping song before prayer.

Talk to your child about how they are a blessing to your family. Be specific.

Friday

During worship tonight, read about the boy who was brought back to life in *Prophets and Kings*, page 237 (third paragraph), page 238 (first paragraph), and page 239 (first paragraph).

Talk about how your family can be a blessing at church tomorrow.

Sing a helping song and say the memory verse together before prayer.