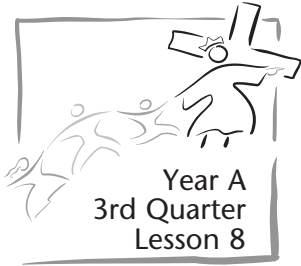


LESSON



Up, Up, and Away!

GRACE

Grace means belonging to God.

References

2 Kings 2:1-18; *Prophets and Kings*, pp. 224-228.

Memory Verse

"God . . . gives power and strength to his people" (Psalm 68:35, NIV).

Objectives

The children will:

Know that God gives His power to those who belong to Him and who trust Him.

Feel thankful for the power God offers them.

Respond by asking God for His power in their lives.

The Message



God gives us power.

Getting Ready to Teach

The Bible Lesson at a Glance

Elisha becomes Elijah's helper and travels with him. He sees Elijah perform many miracles by God's power. Elisha wants to have God's power too. God sends a chariot of fire to take Elijah to heaven. As Elijah goes up into heaven, he lets his coat fall into Elisha's hands as a sign that God will help Elisha serve Him. God gives Elisha the power he needs to be His prophet, as Elijah had been.

This is a lesson about grace.

God wants to give His power to everyone who belongs to Him and who asks Him for His grace. We belong to God, and we can have His power in our lives too. God's power is a gift of His grace.

Teacher Enrichment

"For several years after the call of Elisha, Elijah and Elisha labored together, the younger man daily gaining greater

EIGHT

Program Outline			
LESSON SECTION	MINUTES	ACTIVITIES	MATERIALS NEEDED
Welcome	ongoing	Greet students at door; hear pleased/troubled	none
1 Readiness Options	up to 10	A. <i>Magnetism</i> B. <i>Battery Power</i>	magnet, steel metal objects, rock nine-volt battery, small bulb
* Prayer and Praise*	up to 10	See page 83. *Prayer and Praise may be used at any time during the program.	container with red construction paper heart attached
2 Bible Lesson	up to 20	Experiencing the Story	"chariot," large fan or blow dryer, large piece of stiff paper or cardboard, fishing line or string, hook, cloth mantle
		Bible Study	Bible
		Memory Verse	Bible
3 Applying the Lesson	up to 15	<i>Power to Rise</i>	balloons—one helium-filled and one air-filled
4 Sharing the Lesson	up to 15	<i>Paper Chariots</i>	copies of chariot pattern (see p. 143), scissors, crayons

preparedness for his work. . . . As Elijah's successor, Elisha, by careful, patient instruction, must endeavor to guide Israel in safe paths. His association with Elijah, the greatest prophet since the days of Moses, prepared him for the work that he was soon to take up alone" (*Prophets and Kings*, p. 224).

"Elisha asked not for worldly honor, or for a high place among the great men of earth. That which he craved was a large measure of the Spirit that God had bestowed so freely upon the one about to be honored with translation. He knew that nothing but the Spirit which had rested upon Elijah, could fit him to fill the

place in Israel to which God had called him; and so he asked, 'I pray thee, let a double portion of thy Spirit be upon me'" (*Prophets and Kings*, pp. 226, 227).

How much of God's Spirit do you desire today? Whom is God calling you to mentor or nurture? How will your reliance on God benefit the children this week?

Room Decorations

See Lesson 6. This week add a cloak across the chair and perhaps a chariot made from cardboard or brown paper. You might add pieces of red crepe paper to the wheels to symbolize the wheels of fire.

Teaching the Lesson

Welcome

Welcome students at the door. Ask how their week has been—what they are pleased/troubled about. Encourage them to share any experiences from last week's lesson study. Have them begin the readiness activity of your choice.



Readiness Activities

Select the activity most appropriate for your situation.

A. Magnetism

You Need:

- magnet
- steel metal objects (such as paper clips, washers, etc.)
- large, dark-colored rock

Let the children experiment with things sticking to the magnet. They may bring the objects to the magnet or move the magnet toward the objects until they are drawn into contact. Then offer them the rock for the same experiment.

Debriefing

Allow response time as you ask: **What was the difference between the rock and the magnet? Why? Which did you have more fun with? Why? This game reminds me of myself and God. I am like a rock—without much power—but God is like a magnet. He has power to do things that I cannot. When I belong**

to God, He gives me His power. Our message for today is:



God gives us power.

Say that with me.

B. Battery Power

You Need:

- nine-volt battery
- small bulb (such as a flashlight bulb)

For larger classes provide several batteries and bulbs. Let the children take turns touching the end of the bulb to the positive end of the battery. The bulb will light up when connected to the battery.

Debriefing

Allow response time as you ask: **When did the lightbulb shine? Why didn't it have light when it was away from the battery? Which would you rather have, a shining light or a bulb without light? This lightbulb is like us. It cannot give off any light until it is touching, or connected to, the battery. The battery is like Jesus. When we are connected to Him, He gives us power to do good things for Him. And that leads me to today's message:**



God gives us power.

Say that with me.

PRAYER AND PRAISE



Fellowship

Report the students' joys and sorrows (pleased and troubled) as reported to you at the door (as appropriate). Allow time for sharing experiences from last week's lesson study and review the memory verse. Acknowledge any birthdays, special events, or achievements. Give a special warm greeting to all visitors.

Suggested Songs

"God Is So Good" (*Little Voices Praise Him*, no. 88)

"My God Is So Great" (*Little Voices Praise Him*, no. 112)

"God, You Are So Great and Good" (*Little Voices Praise Him*, no. 204)

"He's Able" (*Little Voices Praise Him*, no. 93)

Mission

Use a story from *Children's Mission*.

Offering

Say: **God uses our offerings to do powerful things for others.**

Prayer

Say: **Jesus gives each of us power every day; power to do good, to help others. What would you like to do for Jesus today? Allow each child an opportunity to answer and then have each child repeat after you: "Jesus, please give me the power to _____. Amen."** Let each child fill in the request; then thank Jesus for the power He gives us.

You Need:

- offering container with red construction paper heart attached

*Prayer and Praise may be used at any time during the program.

2

Bible Lesson

Experiencing the Story

You Need:

- "chariot"
- large fan or blow dryer
- large piece of stiff paper or cardboard
- fishing line or string
- hook
- large cloth for mantle (cloak)

Prepare a "chariot" before Sabbath. Cut a large piece of stiff paper or cardboard in a chariot shape. Have a large fan to create a strong breeze. Place a hook securely, high on a wall. Then attach a fishing line or string to the "chariot" and pass the other end of the string across the hook, letting some of the string hang down where you can reach it. At the appropriate place during the story, pull on the string so that the "chariot" can be pulled above your head. Also have available a large piece of cloth to be used as the "mantle" or cloak. As

you read the story, pause to let the children respond as follows (practice this before beginning the story):

When you say:	The children say:
Elijah	<i>The prophet</i>
Elisha	<i>The prophet's friend</i>

When telling the story, pause after each "Elijah" and "Elisha" so that the children may respond. Near the end of the story, turn on the fan or wave the paper to create the "whirlwind." With the wind blowing, raise the chariot as you read about the chariot of fire. Drop the mantle and let the children take turns wearing it at the story's end.

Read or tell the story.

Elijah (*the prophet*) woke up. A beautiful smile spread over his wrinkled face. Today was the day! He felt a few aches and pains in his old bones as he got out of bed. But the aches and pains didn't bother him one bit. Today was the day! Today was his last day here on the earth. God had told him so. Today God was tak-

ing **Elijah** (*the prophet*) home to heaven!

Elijah (*the prophet*) and his special helper **Elisha** (*the prophet's friend*) probably ate breakfast together. "I am going to go to Bethel to visit the school of the prophets," **Elijah** (*the prophet*) said. "You stay here."

But **Elisha** (*the prophet's friend*) also knew that this was **Elijah's** (*the prophet*) last day on the earth. "I will never leave you!" **Elisha** (*the prophet's friend*) exclaimed. "I am going too."

Elijah (*the prophet*) and **Elisha** (*the prophet's friend*) started out on their journey. The warm sun shone down on their heads. Sometimes they stopped to talk with people. All day **Elisha** (*the prophet's friend*) kept his eyes on his best friend **Elijah** (*the prophet*) as they walked down the road together. God was coming to get **Elijah** (*the prophet*) today! **Elisha** (*the prophet's friend*) didn't want to miss seeing it!

The two friends walked slowly through the countryside, talking together. They came to the Jordan River. The river was deep. There was no bridge. What should they do? How could they get across?

Elijah (*the prophet*) took off his cloak. He rolled it up and hit the water with it. And the water of the Jordan River divided. There was a dry path for them to walk across!

Suddenly, out of nowhere, a chariot of fire appeared. It was pulled by horses of fire. And then **Elijah** (*the prophet*) was taken up into the chariot. He was carried to heaven by a strong wind called a whirlwind. [*Turn on the fan to make a breeze.*]

Elijah (*the prophet*) dropped his cloak as he went up to heaven [*drop the mantle*]. **Elisha** (*the prophet's friend*) picked it up and held it. He looked into the sky. He looked as hard as he could, but the chariot of fire and the horses of fire and

his friend **Elijah** (*the prophet*) had all disappeared! All he could see was the sky.

It was time for **Elisha** (*the prophet's friend*) to go home.

Elisha (*the prophet's friend*) walked back to the Jordan River. He stopped. He rolled up **Elijah's** (*the prophet*) cloak, just as **Elijah** (*the prophet*) had, and he struck the water with it. Immediately the water divided! He walked back across the Jordan River on dry land. Now he was sure that he would be carrying on the work of **Elijah** (*the prophet*). He knew that God had given him power too.

Debriefing

Allow response time as you ask:
Where did Elijah the prophet go? Do you think we will see Elijah when we get to heaven? What is your favorite part of this story? Why? Whom would you rather be, Elijah or Elisha? Why? Remember our message? Let's say it together:



God gives us power.

Bible Study

You Need:

Bible

Open your Bible to 2 Kings 2:1-18. Point to the passage and say: **This is where today's story is found in God's Word, the Bible.** Read the passage aloud, paraphrasing as necessary.

Debriefing

Look at verse 9. Say: **Elijah asked Elisha what he could do for him. What did Elisha say?** (He wanted a double portion of Elijah's spirit.) **What did Elisha mean by that?** (He wanted to do the things for God that Elijah had done, but more!) Look at verses 13, 14. Ask: **Who made the waters of the river part? Who is the only one who can do that? What power does God give us today?** (God gives

us power to do right and power to help others.) **Do you want God's power? How can you get it? Remember our message:**



God gives us power.

Say that with me.

Memory Verse

Turn to Psalm 68:35 and say: **This is where we find our memory verse in God's Word, the Bible.** Read the text aloud: **"God . . . gives power and strength to his people."** Then proceed to teach the memory verse as outlined below.

You Need:

Bible

God . . .

Point upward.



gives

Hands extended, then pull toward chest.



power

Both hands as fists, move from chest outward.



and strength

Fist extended; arm tightened and pulled upward to show arm strength or "muscle."



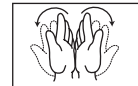
to his people.

Point outward to others.



Psalm 68:35

Palms together; then apart, as if opening a book.



Repeat several times until children know the verse and the motions. Remember to explain difficult words to the children so they understand the meaning of the verse.

3

Applying the Lesson**Power to Rise****You Need:**

- large helium-filled balloon
- large air-filled balloon

Prepare in advance one balloon filled with helium and one filled with air. If possible, take the children to a large room in your church building and release the balloons. Let the children watch the helium-filled balloon rise to the ceiling. Talk about why it was able to rise up into the air and why the air-filled balloon floated to the ground.

Debriefing

Allow response time as you ask: **What do you think Elisha thought when he saw Elijah go up into the sky the way our balloon did? How did**

you feel as our balloon floated away? Why did one balloon rise and the other fall to the ground? The helium gave the balloon the power to rise. When we belong to Jesus, He gives us the power to do things that we would not be able to do all by ourselves.

What are some things that God and Jesus can give us power to do? (eat food we don't like; obey quickly; tell others about Jesus; be kind to our brother or sister; etc.) **So let's remember:**



God gives us power.

Say that with me.

4

Sharing the Lesson**Paper Chariots**

In advance, photocopy the pattern on page 143, one for each child. Let the children color the paper chariot, then cut it out. Talk with them about using the chariot to tell someone the story of Elijah and Elisha.

Debriefing

Allow response time as you say:
Think of someone you know who

would like today's story. How do you feel about telling this story to them? Sometimes we feel scared or unwilling to talk about Jesus with other people. When we ask Him, Jesus will give us the power to tell our story to others. Remember our message? Let's say it again:



God gives us power.

You Need:

- chariot pattern for each child (see p. 143)
- scissors
- crayons

Closing

Say: **Let's pray right now and ask Jesus to give us the power to tell someone else this story this week.**

Prepare for next week: Talk to your Community Services director or pastor about a community project in which your Sabbath School could become involved. Keep in mind the ages of the children in your group. One rewarding activity is a visit to a nursing home where the children might sing songs, tell a Bible story, or give the patients a picture they have made.

STUDENT LESSON

Up, Up, and Away!

References

2 Kings 2:1-18;
Prophets and Kings, pp. 224-228

Memory Verse

"God . . . gives power and strength to his people" (Psalm 68:35, NIV).

The Message

God gives us power.

Do you want to go to heaven? What do you want to see there? What do you want to do? The Bible tells us that Elijah was taken to heaven.

Elijah woke up. A beautiful smile spread over his face. Today was the day! Today was his last day on earth. God had told him so. Today God would take him to heaven!

Elijah and his special helper, Elisha, talked. "I am going to Bethel to visit the school of the prophets," Elijah said. "You stay here."

But Elisha also knew that this was Elijah's last day on earth. "I will never leave you!" Elisha exclaimed. "I will go with you."

Elijah and Elisha started on their journey. Elijah visited many of his friends that day. He told them goodbye.

Late that afternoon God told Elijah to cross over the Jordan River. The river was deep, and there was no bridge. Elijah stopped on the riverbank and took off his cloak. He rolled it up and hit the water with it. The water divided, and there was a dry path for Elijah and Elisha to walk across!

"What can I do for you before the Lord takes me away?" Elijah asked his friend.

"I want to carry on your work," Elisha said. "I want help from the Lord. I want Him to give me His power like He gave it to you."

"If you see me when I am taken

away, you will have what you are asking for," Elijah answered.

Suddenly, out of nowhere, a chariot of fire appeared, pulled by horses of fire. The chariot drove right between the two men. Then Elijah was lifted up into the chariot and quickly carried to heaven by

a strong wind called a whirlwind.

Elijah dropped his cloak as the chariot took him up. Elisha picked it up and held it close. He looked up into the sky. He looked as hard as he could, but the chariot of fire and the horses of fire and his friend Elijah had all disappeared.

Elisha walked back to the Jordan River. He stopped

and rolled up Elijah's cloak, just as Elijah had, and he struck the water with it. The water of the river divided! Elisha walked back across the Jordan River on dry land. Now he was sure that he would carry on Elijah's work.

Elisha knew that God had given him power. He would serve God just as Elijah had. For all of his days he was God's servant, and he used the power God gave him to help others. God will give you power too—power to obey Him and to do good all the days of your life.



Do and Say

Sabbath

Read the lesson story together every day this week and use the motions to review the memory verse. (See page 85.)

Sunday

Read 2 Kings 2:1-18. Ask: How would you feel if you knew you were going to heaven today?


Help your child share the chariot made in Sabbath School with someone today. Encourage your child to tell about Elijah's trip to heaven when giving the chariot away.

Sing a song about heaven.

Monday

Ask: Where did God take Elijah? How do you think it felt to ride in God's chariot?

Hold a toy pinwheel in a breeze. Use a fan to blow things away (paper, leaves, etc.); then try to blow pebbles or rocks.



Tuesday

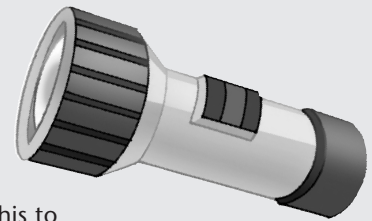
Play the double game. Have your child ask you for a certain amount of coins. Give them double. Explain that double is twice as much. Help them understand that Elisha wanted double the power God had given Elijah.

Ask God for His power to do what is right; then thank Him for it.

Wednesday

Compare God's power to electric power. Let your child turn a flashlight off and on. Then remove the batteries.

Compare this to the connection we need to Jesus so we can receive His power to do good.



Thursday

Choose a distance about six or eight feet away. Ask your child to attempt to jump to that point. After several unsuccessful attempts, lift them up and carry them to the chosen point. Explain that we cannot do some things for ourselves and we need help. Ask: Whom will you ask when you need power to do good? What do you need God to help you with today? Talk and pray with your child about one thing for which they need God's power (obeying, being kind, not hitting, etc.).

Friday

During family worship, read *Prophets and Kings*, page 226 (second paragraph), page 227 (first paragraph), and page 228 (last paragraph). Ask: What did Elisha ask for? Did he receive it? Use props as you act out the story together.

Sing "God Is So Good" or another praise song; then thank God for all He does for your family.