

LESSON



Ears to Hear

SERVICE Service means helping others.

References

1 Samuel 3:1-10; *Patriarchs and Prophets*, pp. 581, 582.

Memory Verse

“Speak, Lord, for your servant is listening” (1 Samuel 3:9, NIV).

Objectives

The children will:

Know that God asks children, not just adults, to help Him by helping others.

Feel sure that God can use them to help others.

Respond by listening for ways God can use them.

The Message



We serve God when we listen to His voice.

Getting Ready to Teach

The Bible Lesson at a Glance

Samuel has gone to live in the tabernacle with Priest Eli. One night while in bed, he hears a voice calling him. He gets up and goes to Eli and asks him what he wants. Eli says he didn't call Samuel, and sends him back to bed. This happens again and then again. The third time, Eli tells Samuel to answer the voice and say, “Speak, Lord, for your servant is listening.”

Samuel does as Eli tells him, and God gives him a message for Eli. All during the rest of his life Samuel receives messages from God to share with other people.

This is a lesson about service.

Samuel listened to Eli and God, and followed their instructions. God still speaks to children through His Word. We can listen and follow His instructions to

THREE

Program Outline			
LESSON SECTION	MINUTES	ACTIVITIES	MATERIALS NEEDED
Welcome	ongoing	Greet students at door; hear pleased/troubled	none
1 Readiness Options	up to 10	A. <i>Sleeping Samuel</i> B. <i>Teacher Says</i> C. <i>Calling Samuel</i>	none none none
* Prayer and Praise*	up to 10	See page 36. *Prayer and Praise may be used at any time during the program.	
2 Bible Lesson	up to 20	Experiencing the Story	mats or bath towels, adult male, adult Bible-times costume, adult "voice of God"
		Bible Study	Bible
		Memory Verse	Bible
3 Applying the Lesson	up to 15	<i>How God Speaks</i>	Bible, basket, flowers or toy animals, pictures
4 Sharing the Lesson	up to 15	<i>Listening Ears</i>	copies of listening ears pattern (see p. 140), heavy paper, scissors, crayons, stapler or tape

help others. When we follow His instructions, we are serving God.

Teacher Enrichment

"When but twelve years old, the son of Hannah received his special commission from the Most High" (*Signs of the Times*, Dec. 15, 1881).

"While still a boy, Samuel heard God speak. He delivered God's message even though it rebuked Eli, the man who had raised him from childhood. This was one indication that Samuel was a genuine

prophet, for false prophets usually delivered only good news. Samuel's message agreed with the prophecy given earlier by a man of God (1 Samuel 2:27-36), confirming that God had indeed spoken to him" (note on 1 Samuel 3:19, *The Student Bible* [KJV], © 1992, 1996 by Zondervan Publishing House).

How has God called you to serve the children in your class?

Room Decorations

See tabernacle scene in Lesson 1.

Teaching the Lesson

Welcome

Welcome students at the door. Ask how their week has been—what they are pleased/troubled about. Encourage them to share any experiences from last week's lesson study. Have them begin the readiness activity of your choice.



Readiness Activities

Select the activity most appropriate for your situation.

A. Sleeping Samuel

Ask the children to lie down on the floor and close their eyes. In a whisper, call each child's name twice. As soon as the children hear their name, have them jump up and answer, "Here I am!" and then go and sit on their chair. Continue until you have called the names of all the children.

Debriefing

Allow response time as you ask: **How many of you were listening and waiting for me to call your name? Was it fun to jump up and answer, "Here I am"? Does Mommy or Daddy sometimes call your name? What do you say? In our Bible story today we are going to hear about how Samuel answered quickly when he heard God call his name. Our message for today is:**



We serve God when we listen to His voice.

Say that with me.

B. Teacher Says

Have the children stand in a row facing you about 12 feet away. Say: **We are going to play a game like Simon Says. If I ask you to do something in a normal speaking voice you must not do it. But if I ask you to do something in a whisper you must do it. Remember, only do what I say when I whisper.** Start each command with "Teacher says . . ." Give various directions such as hop in place three times; smile; raise your hands over your heads; sit down; take one step forward; etc. Do most of the commands in a whisper but give a few in a normal voice to keep them alert.

Debriefing

Allow response time as you ask: **Did you have fun playing our game? Was it easy or hard to remember to obey only when I whispered? Today we'll learn about how Samuel listened carefully to God's voice speaking to him. God still wants us to listen to and serve Him today.**

And that leads me to today's message:



We serve God when we listen to His voice.

Say that with me.

C. Calling Samuel

Arrange with another adult to call Samuel or have a recording of a voice saying, "Samuel, Samuel." Tell the children you are going to play a game similar to Red Light/Green Light. Have them stand in a row facing you about 12 or more feet away. Tell them that while you turn your back to them for a few seconds, they should walk quickly toward you when they hear a voice saying, "Samuel!" When you turn to face them they should freeze. Then you say, "I didn't call you." Repeat until someone reaches you first. Declare them the winner. Repeat the game as you have time.

Debriefing

Allow response time as you ask: **Did you enjoy playing that game? Today we're going to hear a Bible story about Samuel. Samuel heard someone call him. He thought it was Priest Eli. We'll find out who really called Samuel and how Samuel listened to and served God. We can listen to and serve God too. That makes me think of today's message:**



We serve God when we listen to His voice.

Say that with me.



*** NOTE: Prayer and Praise appears on page 36.**

2

Bible Lesson

Experiencing the Story

You Need:

- adult male
- adult Bible-times costume
- mats or bath towels
- adult "voice of God"

Have the children pretend they are Samuel as they hear the story told by Eli. They can lie down on mats or bath towels. Encourage them to come forward and repeat Samuel's words at the appropriate time. Have a hidden adult speak as God's voice. Have an adult male tell the story.

Read or tell the story.

Hello! I am Priest Eli. I am very old and my eyesight is not very good anymore. I need help, and so my little friend, Samuel, is my good helper. He is just a bit older than you are.

I want to tell you about something that happened in the tabernacle. It was a quiet night. I was sleeping peacefully in my bed. Samuel was sleeping soundly too. Suddenly he was awakened by a voice calling his name. *[Voice of God calls: Samuel! Samuel!]* Next thing I knew, Samuel was standing beside my bed, waking me up saying, "Here I am. What do you need?" *[Children come forward and repeat lines.]* I opened my eyes. "I didn't call you," I said. "Go back to bed." *[Children lie down again.]*

Samuel did as he was told. He quickly fell asleep. Again Samuel heard his name called. *[Voice of God calls: Samuel! Samuel!]* Samuel's eyes popped open. He thought for sure it was me calling him. He hurried to my room. "Here I am," he said. "What do you need?" *[Children come forward and repeat lines.]*

I opened my eyes again. I groaned and rolled over. "I didn't call you, my son," I whispered. "Go back to bed." *[Children lie down again.]*

Samuel walked slowly out of my room. He shook his head. He knew

someone had called him. If it wasn't me, who could it be? Samuel did not know the Lord's voice because he had never heard it before. Samuel lay back down. Very soon he was sound asleep again.

[Voice of God calls: "Samuel! Samuel!"] The Lord called a third time. Samuel opened his eyes. He scrambled up once more. He hurried to me. "Here I am," he said. "What do you need?" *[Children come forward and repeat lines.]*

Suddenly, I knew who was calling Samuel. I told him, "Go back to bed, and if you hear the voice again, say 'Speak, Lord, for your servant is listening.'"

I'm sure Samuel's heart beat fast in his chest. Could it really be the Lord speaking to *him*? Samuel went back to bed, as I had told him to do. *[Children lie down again.]* But this time he lay there with his eyes wide open. He waited. He listened. He hardly dared to breathe.

Again God called. *[Voice of God calls: "Samuel, Samuel!"]* Samuel answered, "Speak, Lord, for your servant is listening." *[Children repeat line.]*

The Lord smiled. That was why He had decided to speak to Samuel in the first place. He knew that Samuel, even though he was still a child, would listen to Him. God knew that Samuel truly wanted to be a helper for Him.

Debriefing

Allow response time as you ask: **If you had been Samuel, what would you have done when you heard God talking directly to you? How would you have felt? How do you think Samuel felt? Samuel knew it was God speaking to him because Priest Eli had told him so. How do we know what God says to us today?**

(by reading the Bible, listening to our parents, etc.) **Does God want children to serve Him today? Remember our message? Let's say it together:**



We serve God when we listen to His voice.

Bible Study

You Need:

Bible

Open your Bible to 1 Samuel 3:1-10. Point to the passage and say:

This is where today's story is found

in the Bible. Read the passage aloud, paraphrasing as necessary.

Debriefing

Allow response time as you ask: **How many times did Samuel hear God's voice? Why did he think it was Eli who was calling him? What did Eli tell Samuel to say to the Lord? Why did Samuel say he was God's servant? Do you want to be God's servant too? How can children serve God?**

Memory Verse

Turn to 1 Samuel 3:9 and say: **This is where we find our memory verse in God's Word, the Bible.** Read the text aloud.

"Speak, Lord, for your servant is listening." Then proceed to teach the memory verse as outlined below.

You stand and call out, "Samuel, Samuel." The children should then stand and say, "Speak, Lord, for your servant is listening [1 Samuel 3:9]." Have the children do the following motions:

Speak, Point to mouth.



Lord, Point upward.



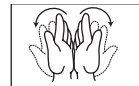
for your servant Point to self.



is listening. Point to ears.



1 Samuel 3:9 Palms together; then open as if opening a book.



You Need:
 Bible

Repeat until all know the verse.

PRAYER AND PRAISE



Fellowship

Report the students' joys and sorrows (pleased and troubled) as reported to you at the door (as appropriate). Allow time for sharing experiences from last week's lesson study and review the memory verse. Acknowledge any birthdays, special events, or achievements. Give a special warm greeting to all visitors.

Suggested Songs

- "I'm a Little Helper" (*Little Voices Praise Him*, no. 293)
- "Jesus Was a Helper" (*Little Voices Praise Him*, no. 295)
- "Who Is Jesus' Helper?" (*Little Voices Praise Him*, no. 298)
- "Jesus Wants Me for a Sunbeam" (*Little Voices Praise Him*, no. 202)

Mission

Use a story from *Children's Mission*.

Offering

Say: **The Bible tells us to give an offering to God because we love Him and want to serve Him.**

Prayer

Pray that the children will hear God speaking to them as they listen to Bible stories, their parents, and Sabbath School teachers.

If prayer books were made two weeks ago, have the children write in or draw another prayer request this week. Pray for their special requests. Ask if any previous requests have been answered.

*Prayer and Praise may be used at any time during the program.

3

Applying the Lesson

How God Speaks

Put a Bible, flowers or toy animals, and pictures (a parent, teacher, pastor, child praying) in the basket. Ask the children to come one at a time and take one item out of the basket and hold it up.

Debriefing

Allow response time as you ask: **How did God talk to Samuel? By looking at**

these things, what can you tell me about how God speaks to us today? (by listening to Bible stories; nature tells of His love; parents, teachers, pastors, etc. love us and tell us of God's love; answered prayer, etc.) **When God speaks to us through these ways, what does He want us to remember?** (He loves us. He wants us to serve Him.) So let's remember:

You Need:

- Bible
- basket
- flowers or toy animals
- picture of parents; picture of child praying



We serve God when we listen to His voice.

4

Sharing the Lesson**Listening Ears****You Need:**

- copies of listening ears pattern (see p. 140)
- heavy paper “headbands”
- scissors
- crayons
- stapler or tape

Beforehand, copy and cut out a Listening Ears pattern for each child (see page 140). Have the children color the ears. Then help them staple or tape the headband together to fit their head; then staple or tape the ears to the headband.

will really help you hear better, but they will help you remember that God wants you to listen to Him and serve Him. What do you think He will ask you to do? (listen to parents, be kind and helpful to others, etc.) **What will you say when someone asks you about your “listening ears”?** **Can you tell them about some ways to hear God speak, such as reading the Bible, or enjoying nature? Can you share our Bible story for today? Or teach them our memory verse? Let’s say our message again:**

Debriefing

Allow response time as you say: **I don’t think these “listening ears”**



We serve God when we listen to His voice.

Closing

Pray that the children will hear God speak to them through their parents, their Bible story, enjoying nature, etc.

STUDENT LESSON

Ears to Hear

References

1 Samuel 3:1-10;
Patriarchs and
Prophets, pp. 581,
582

Memory Verse

"Speak, Lord, for
your servant is
listening"
(1 Samuel 3:9,
NIV).

The Message

We serve God
when we listen
to His voice.

When someone calls you to come, do you go quickly? Or do you move slowly, or not at all? Little Samuel heard someone calling him. What do you think he did?

Eli, the old priest, slept peacefully in his bed. The boy Samuel slept soundly nearby.

"Samuel! Samuel!" the Lord spoke.

Samuel opened his eyes. Had someone called him? He hurried to Eli's bedside.

"Here I am!" Samuel said, entering Eli's darkened room.
"You called me."

Eli opened his eyes. "I didn't call you," he said sleepily. "Go back to bed."

Samuel did as he was told and quickly fell asleep again.

"Samuel! Samuel!" the Lord called again.

Samuel's eyes popped open. He hopped out of bed. That surely must be Eli calling him. He hurried to Eli's room. "Here I am," he said. "You called me."

Eli opened his eyes again. "I didn't call," he whispered. "Go back to bed."

Samuel walked slowly out of Eli's room. Someone had called him. If it wasn't Eli, who could it be?

Samuel did not recognize the Lord's voice, because he had never heard it before. Samuel lay back down. Very soon he was sound asleep again.

"Samuel! Samuel!" the Lord said a third time.

Samuel opened his eyes. Once more he hurried to Eli. "Here I am; you called me," he said.

Suddenly Eli knew who was calling the boy. "Go back to bed," Eli said. "If He calls you again, say, 'Speak, Lord, for your servant is listening.'"

Samuel's heart may have begun to beat faster. Could it really be the Lord speaking to him? Why? Why would the Lord call his name? Samuel went back to bed. But this time he probably lay there with his eyes wide open. He waited. He listened.

"Samuel! Samuel!" the Lord called again.

And Samuel

answered, "Speak, Lord, for your servant is listening."

Samuel, even though he was still a child, would listen to God. Samuel truly wanted to be His helper.

God wants you to listen to Him today. He wants you to be His helper too. You listen to Him when you listen to His words from the Bible. Listen carefully to God's words when you read the Bible. They will help you to be His helper every day.



Do and Say

Sabbath

Each day this week read the lesson story and review the memory verse. Call "Samuel, Samuel." Your child does the following:

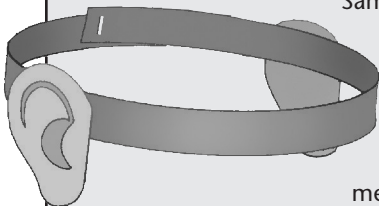
Speak,	Point to mouth.
Lord,	Point upward.
for your servant	Point to self.
is listening.	Point to ears.
1 Samuel 3:9	Palms together; then open.

Sunday

Encourage your child to put on their "listening ears" (made in Sabbath School) while you read

1 Samuel 3:1-10. Ask: Why didn't Samuel know God was calling him?

Go for a walk and listen for sounds in nature that tell about God's love. Repeat the memory verse.



Monday

Read the lesson story together. Ask: How many times did God call Samuel?

Say: Put on your "listening ears" and do what I tell you (jump up and down, sing a song, hug me, etc.). Praise your child for listening well. Repeat the memory verse.

Tuesday

Show the story in the Bible (1 Samuel 3:1-10) and read it. Ask: Whom did Samuel think was calling him?

What did Eli tell Samuel to do?

Play "Mommy Says" (or "Daddy Says"). Have your child follow directions you give after you say "Mommy Says" (touch your toes, smile, etc.). Talk about reasons for listening to parents. Repeat the memory verse.

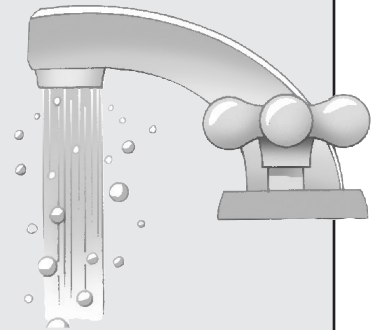
Wednesday

Act out the lesson story together. Who will be Samuel? Eli? God's voice?

Sing the song "When a Mother Calls" (see *Little Voices Praise Him*, No. 274; or page 64 in the Bible Study Guide). Have your child hide and come when the song calls them. Repeat the memory verse.

Thursday

Use water to teach about our five senses. Have your child listen to the sound of running water, touch the water, look at it, taste it, and smell it. Ask: Who gave us these ways of knowing about things? Repeat the memory verse.



Friday

During worship, read *Patriarchs and Prophets*, page 581 (second and third paragraphs). Ask: How did Samuel feel when God talked to him? In what other ways does God talk to us today? How will God speak to us in church tomorrow? Have your child repeat the memory verse for the rest of the family.

Use your ears to listen to some pretty music about Jesus. Thank Jesus for ears that can hear.