

# LESSON



## Hannah's Special Baby

**SERVICE** Service means helping others.

### References

1 Samuel 1:1-18; *Patriarchs and Prophets*, pp. 569, 570.

### Memory Verse

"May . . . God . . . grant you what you have asked of him" (1 Samuel 1:17, NIV).

### Objectives

#### The children will:

**Know** that God wants everyone to be happy.

**Feel** confident that God will help them help others to be happy.

**Respond** by helping people who are sad.

### The Message



We serve God when we help others.

## Getting Ready to Teach

### The Bible Lesson at a Glance

Elkanah and his wife Hannah go to worship at the tabernacle in Shiloh. Hannah is sad because she has no children. During the feast at Shiloh, Elkanah gives Hannah a double portion of food to try to make her happy. After the feast she goes quietly to the tabernacle and prays. She promises God that if He will give her a son, she will give the child back to Him to serve Him. Eli, the priest, thinks she is drunk and scolds her. She explains. Eli then asks God to give her what she has prayed for. She leaves, con-

fidant that God will answer her prayer.

### ***This is a lesson about service.***

God sends help to us in difficult circumstances, and He wants us to help others. Elkanah helped Hannah when she was sad. Eli, the priest, helped her when he asked God to give her what she prayed for. Helping others is one way to serve God.

### **Teacher Enrichment**

Hannah's struggles are Israel's in miniature. Her frustration forced her

# ONE

<b>Program Outline</b>			
LESSON SECTION	MINUTES	ACTIVITIES	MATERIALS NEEDED
<b>Welcome</b>	ongoing	Greet students at door; hear pleased/troubled	none
<b>1</b> <b>Readiness Options</b>	up to 10	A. <i>Sad Scenarios</i> B. <i>Sad Face/Happy Face</i>  C. <i>Prayer Book</i>	none construction paper circles, scissors, markers or crayons  paper, scissors, marker, stapler or hole punch, yarn, art supplies or stickers
<b>*</b> <b>Prayer and Praise*</b>	up to 10	See page 16. <b>*Prayer and Praise</b> may be used at any time during the program.	
<b>2</b> <b>Bible Lesson</b>	up to 20	Experiencing the Story	none
		Bible Study	Bible
		Memory Verse	Bible
<b>3</b> <b>Applying the Lesson</b>	up to 15	<i>Naughty or Nice?</i>	pictures of children
<b>4</b> <b>Sharing the Lesson</b>	up to 15	<i>"J" Is for Jesus</i>	stiff paper, scissors, art supplies, stickers (optional)

to look to God, and as a result her son Samuel served in the tabernacle instead of following in his father's footsteps as a farmer. Hannah's story shows that God can do great things if we turn from our pain and claim His promise.

"During the first three years of the life of Samuel . . . his mother carefully taught him to distinguish between good and evil. . . . His early training led him to choose to maintain his Christian integrity. What a reward was Hannah's!" (*The Seventh-day Adventist Bible Commentary*, Ellen G. White Comments, vol. 2, p. 1008).

Hannah discovered God's promise when she turned away from her pain. What are you struggling with today? How

are you leaning on God for the answer?

## Room Decorations

Make a corner look like a Palestinian home with items such as a small table, pottery, broom, mat on floor. (You can use these decorations for Lessons 2 and 6-13.) Another area might look like the tabernacle with candlesticks, brass bowl, etc. (Can be made of paper and taped to wall. This area can be used for Lessons 2, 3, and 4.) You could also have an area with baby items such as a crib, blankets, bottles, etc. A bulletin board can have baby pictures of the children in your class to encourage children to guess who they are.

# Teaching the Lesson

## Welcome

Welcome students at the door. Ask how their week has been—what they are pleased/troubled about. Encourage them to share any experiences from last week's lesson study. Have them begin the readiness activity of your choice.

1

## Readiness Activities

Select the activity most appropriate for your situation.

### A. Sad Scenarios

Gather the children in small groups, each group with an adult and one scenario (listed below). The adult will act out the scenario while the children will try to help the adult feel happier. (Small class, use fewer groups and select fewer scenarios.) (1) Fell and twisted ankle. (2) Can't find lost keys. (3) Has a headache. (4) Pet died a few days ago. (5) Family member moved away.


#### Debriefing

Allow response time as you ask: **What concern did your group discuss? How did you help the adult feel happier? How did it feel to help someone who was sad? How have you made other people happy? What things make you happy? Today we'll learn a Bible story about a man who helped a very sad woman feel happier. Our message for today is:**



We serve God when we help others.

**Say that with me.**



### B. Sad Face/Happy Face

Beforehand, have a construction paper circle cut out for each child. Have the children draw eyes and mouths to make a happy face on one side and a sad face on the other side. These can also be used in Applying the Lesson.

#### You Need:

- construction paper circles
- scissors
- markers or crayons

#### Debriefing

Allow response time as you ask: **Which side of the face that you made do you like the best? Did you know it is easier to smile than to frown? It's true because it takes more face muscles to frown than it does to smile. Which feels better, frowning or smiling? (Have children try both.) What things make you happy? How do you make other people happy? Today we'll learn**

**about a man in the Bible who helped a sad woman know that God would answer her prayers. And that leads me to today's message:**



We serve God when we help others.

**Say that with me.**

### C. Prayer Book

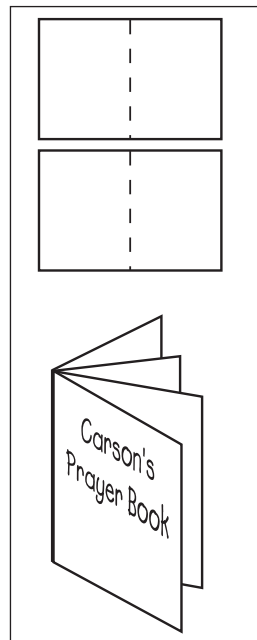
#### You Need:

- paper
- scissors
- marker
- stapler or hole punch
- yarn
- art supplies or stickers

Have the children construct a small prayer book of their own. Beforehand, cut a letter-size piece of white paper in half widthwise. Place one sheet on top of the other and fold in half widthwise. Staple in center or punch two holes in center and string yarn through the holes to hold papers together to make a four-page booklet. Today, write their name and "Prayer Book" on the cover (i.e., Carson's Prayer Book).

Children can draw a picture on the front of someone praying or praying hands, or use stickers of children praying or of praying hands.

You can use this booklet for this month (keep it at Sabbath School). Each week ask the children to write or draw one prayer request on a page. The next week review the previous week's prayer requests to see if there was an answer to their prayers that week.



#### Debriefing

Allow response time as you ask: **Have you ever prayed when you were sad about something? How did you feel afterward? Our Bible story today is about a man who helped a sad woman feel happier after he heard her praying. That makes me think of today's message:**



We serve God when we help others.

**Say that with me.**



**NOTE: Prayer and Praise appears on page 16.**

## 2

**Bible Lesson****Experiencing the Story**

Ask the children to listen carefully as you tell the story. When they hear the word *sad* they should frown; when they hear the word *happy* they should smile. Or you could have them hold up the happy/sad face made during Readiness Activity B.

**Read or tell the story.**

"You need to start getting ready for our trip to the tabernacle at Shiloh," Elkanah may have said to his wife Hannah one morning. "It's almost time for the feast."

Each year Hannah and Elkanah traveled with many other families to Shiloh to worship at the tabernacle there. Hannah loved worshipping the Lord at the tabernacle because it made her happy [*happy faces*]. But how she wished she had a child like every family they met along the way. So, every time they went to Shiloh, Hannah felt sad [*sad faces*].

Hannah may have thought back to the early days of their marriage and how she looked forward to having children. But years had gone by, and Hannah had not had any babies. Oh, how much she and Elkanah would love to have a baby.

Elkanah and Hannah traveled down the road to Shiloh to worship the Lord at the tabernacle. When it was time for the special feast meal, Elkanah divided the food. He gave Hannah an extra serving to try to make her happy [*happy faces*] and to make up for the child she didn't have. Hannah closed her eyes tightly, but little tears leaked out and ran down her face. She was so sad [*sad faces*] she couldn't even eat. "Hannah," Elkanah said, "don't be sad [*sad faces*] because you have no children." Elkanah wanted to make Hannah happy [*happy faces*].

"Isn't having me better than having 10 sons?" he teased.

After the long feast meal was over, Hannah slipped away to the tabernacle to talk to God. "O Lord," she prayed, "if You gave me a son, I would give him back to You. He would serve You all his life! It would make me very happy" [*happy faces*].

Eli, the old priest, watched Hannah closely. She was certainly acting strangely! She was kneeling with her hands folded tightly. Tears streamed down her face. Her lips moved, but no sound came out, like this [*demonstrate*].

Eli thought she had been drinking wine! "What are you doing coming in here drunk?" he demanded. He was not happy with Hannah [*sad faces*].

Hannah was horrified. "I'm not drunk!" she exclaimed. "I was just telling my problem to God."

Eli's frown disappeared. "In that case, be happy!" he said [*happy faces*]. Eli smiled. "May the God of Israel give you what you asked for."

Hannah suddenly felt her sadness disappear. She became happy [*happy faces*]. The whole world seemed like a happier place. "Oh, thank you! Thank you!" she said to Eli.

Hannah walked back to Elkanah. She smiled at everybody she passed on the way. Hannah just *knew* God was going to answer her prayer. She believed God would give her a son, and she was so happy [*happy faces*]!

**Debriefing**

Allow response time as you ask: **Have you ever felt very sad about something like Hannah did? How did you feel inside? Did you pray about it? Did God use anyone to help**

**you feel happier? What happened? Remember our message? Let's say it together:**



We serve God when we help others.

**You Need:**

Bible

**Bible Study**

Open your Bible to 1 Samuel 1:1-18. Point to the passage and say: **This is where**

**today's story is found in the Bible.**

Read verses 9-17 aloud, paraphrasing as you read. Ask: **Why was Hannah sad? What did she ask God to do for her? What did Eli think about Hannah? Was he right?**

**Memory Verse**

Turn to 1 Samuel 1:17 and say: **And this is where we find our memory verse.** Read the text aloud. **"May**

**... God ... grant you what you have asked of him."** Then proceed to teach the memory verse as outlined below.

Do the following actions while repeating the memory verse:

**You Need:**

Bible

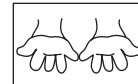
**May ... God ...**

Point upward.



**grant you**

Hands out in front with palms up as if giving.



**what you have asked**

Hands folded in prayer.



**of him.**

Point upward.



**1 Samuel 1:17**

Palms together; then open as if opening a book.



## PRAYER AND PRAISE



### **Fellowship**

Report the students' joys and sorrows (pleased and troubled) as reported to you at the door (as appropriate). Allow time for sharing experiences from last week's lesson study and review the memory verse. Acknowledge any birthdays, special events, or achievements. Give a special warm greeting to all visitors.

### **Suggested Songs**

"Happy All the Time" (*Little Voices Praise Him*, no. 198)

"If You're Happy" (*Little Voices Praise Him*, no. 200)

"I Have the Joy" (*Little Voices Praise Him*, no. 216)

"Because I'm Happy" (*Little Voices Praise Him*, no. 179)

"Jesus Wants Me for a Sunbeam" (*Little Voices Praise Him*, no. 202)

"I'll Be Happy" (*Little Voices Praise Him*, no. 201)

### **Mission**

Use a story from *Children's Mission*.

### **Offering**

**Suggestion:** Use a box with paper handprints glued on it to represent this month of "service." Say: **Today our offering will be used to help make people happier by telling them about Jesus.**

### **Prayer**

Pray that the children will show people God loves them by being happy and cheerful.

---

\* Prayer and Praise may be used at any time during the program.

## 3

**Applying the Lesson****Naughty or Nice?****You Need:**

- pictures of children

Show pictures in which children are either being naughty or nice (i.e., helping mommy wash dishes, hitting another child,

etc.).

Say: **For each picture I show you I want you to show me if it's a naughty or nice thing to do. A naughty thing would make others have a sad face; a nice thing would make others have a happy face.**

Have the children use their happy

face/sad face drawing they made for Readiness Activity B, or make a smile or frown on their face for each picture.

**Debriefing**

Ask: **Do you think your guardian angel and Jesus smile when you make someone happy? How do you feel when you make someone happy? It's a good thing to do because:**



We serve God when we help others.

**Say that with me.**

## 4

**Sharing the Lesson****“J” Is for Jesus**

Beforehand, trace and cut out a large (8-12 inches or 20-30 centimeters tall) letter “J” on stiff paper for each child. Ask the children to decorate one side of their J, either by coloring with crayons, adding stickers, or gluing small pieces of colored paper on it.

**Debriefing**

Ask: **Who can tell me what letter this is? Yes, the letter J. Do you know any words that begin with this letter?** Allow responses. **One of my favorite words that begins with J is Jesus. Did you notice**

**that the bottom hook on the J looks like a smile? Point it out. Jesus can make us happy. Take your J home with you and share it with someone and tell them that Jesus can make them happy. Let's say our message again:**



We serve God when we help others.

Encourage the children to share the memory verse with the person to whom they will give their letter J.

**You Need:**

- stiff paper
- scissors
- art supplies
- stickers (optional)

**Closing**

Pray that the children will find ways to make people happy.



## STUDENT LESSON

# Hannah's Special Baby

## References

1 Samuel 1:1-18;  
Patriarchs and  
Prophets, pp. 569,  
570

## Memory Verse

"May . . . God . . .  
grant you what  
you have asked  
of him"  
(1 Samuel 1:17,  
NIV).

## The Message

We serve God  
when we help  
others.

*Have you ever felt really sad about something? So sad that you cried? That's how Hannah felt.*

"It's time to get ready for our trip to the tabernacle at Shiloh," Elkanah may have said to his wife Hannah one morning. "It's almost time for the feast."

Hannah smiled. "I'll pack everything we will need," she may have replied.

Each year Hannah and Elkanah traveled to Shiloh to worship at the tabernacle there. But every time they went to Shiloh, Hannah felt a bit sad.

Hannah may have thought back to the early days of their marriage and how much she wanted children. But years had gone by and Hannah had not had any babies. Oh, how much she and Elkanah would love to have a baby.

Finally Elkanah and Hannah began their journey. The road was crowded with other families. And it seemed as if every family had children. How Hannah wished she had a child.

At Shiloh they worshipped in the tabernacle. When it was time for the special feast meal, Elkanah gave Hannah an extra serving. He wanted to make up for the child she didn't have. Hannah closed her eyes tightly, but little tears leaked out.

"Hannah," Elkanah said, "don't be

sad because you have no children. Isn't having me better than having 10 sons?" he teased.

After the meal Hannah slipped away to the tabernacle. "O Lord," she prayed, "if You gave me a son, I would give him back to You. He would serve You all his life!"

Eli, an old priest, watched Hannah closely. Her lips moved, but no sound came out.

The old priest was sure she had been drinking wine. "What are you doing coming in here drunk?" he demanded.

Hannah was shocked. "I'm not drunk!" she exclaimed. "I was just pouring out my problem to

the Lord."

Eli's frown disappeared. "In that case, cheer up!" He smiled. "May the God of Israel give you what you asked for."

Hannah suddenly felt her great cloud of sadness disappear. She looked peaceful as she went back to Elkanah. Eli had prayed that God would give her what she asked for. Hannah just *knew* God was going to answer her prayer for a son!

And that made her very happy.



# Do and Say

## Sabbath

Each day this week read the lesson story together and use the following to review the memory verse:

**May . . . God . . .  
grant you**

**what you have  
asked of him.**

**1 Samuel 1:17**

Point upward.

Hands out in front with  
palms up as if giving.

Hands folded in prayer.

Point upward.

Palms together, then open.

## Sunday

Read portions of 1 Samuel 1:1-18 together. Ask: How can you help others to be happy? Remind your child to share Jesus' love by giving the "J" made in Sabbath School to someone.

## Monday


Act out the story with your family. Help your child draw a happy face for each family member and give it to them while telling how they make him or her happy.

Sing a happy song.

## Tuesday

Ask: What can our family do to bring happiness to someone? Plan to do something today with your family, such as baking something for a neighbor.

Before prayer, sing a song about helping.



## Wednesday

Tell about a time you were sad, you prayed, and Jesus helped you to be happy again.

Let your child hold a baby doll and sing a lullaby. Thank Jesus for babies.



## Thursday

Together, point to baby toys in a catalog or magazine and ask: Would that make you happy forever? Say: When you were a baby, this made you happy. Why not now? Its probably because you are growing and you change as you grow. Even though we outgrow things that once made us happy, Jesus makes us happy forever.

Sing "If You're Happy and You Know It." Ask Jesus to make your child happy.

## Friday

During worship tonight, read about Hannah and Samuel in *Patriarchs and Prophets*, page 570 (three paragraphs).

Show your child his or her baby pictures. Talk about how you looked forward to having a child.

Sing songs about happiness; then thank God for blessings this week.