

Lesson 8

Rescued!

Esther 7; 8; *Prophets and Kings*, pp. 602-606

Have you ever wanted to know something and Mom or Dad says, "Wait a minute"? It feels as if you are going to burst with curiosity. That is probably how King Xerxes felt when he came to Esther's second banquet.

King Xerxes and Haman were enjoying Esther's second banquet. But the king was curious. He wanted to know what Esther wanted. And why was she taking so long to tell him?

"Queen Esther," he said, "what is it that you want? You know you may have up to half my kingdom."

"My king, if you truly care for me, please let me live. And let my people live too," she pleaded. "I have been told that we are all to be killed. If we were to be sold as slaves, I would say nothing. But we are to be destroyed."

"What? Who has done this? Where is he?" the king shouted angrily.

"It is Haman, that man," said Esther, pointing at Haman.

Haman stopped eating. He was frightened. He hadn't expected Esther to know. He could tell the king was very angry. The king slammed down his glass and stormed from the room. Haman knew the king would kill him. So he

threw himself on Queen Esther to beg for mercy. Just then the king walked back into the room.

"Haman!" he roared. "How dare you attack the queen? Especially while I am still here!"

As soon as the king said the words, the king's servants rushed forward. They covered Haman's face and took him away.



One of the king's servants, Harbona, spoke to the king. "Haman has built a hanging platform in his own yard. He built it for Mordecai, the man who warned you about the plan to kill you."

"Hang Haman on it!" the king ordered.

King Xerxes then gave Queen Esther everything Haman owned. Esther told the king

The Message

God leads us to opportunities to serve Him and His people.

Memory Verse

“Who knows but that you have come to your royal position for such a time as this?”

(Esther 4:14, NIV).

that Mordecai was her cousin. She explained how Mordecai had raised her. The king sent for Mordecai. He gave Mordecai the ring that he had taken back from Haman. That ring was a symbol of the power the king gave to Mordecai. Mordecai was now the king's assistant.

Esther wasn't finished with her work yet. She went back into the king's throne room and knelt before him. The king held out his scepter to her again. Esther stood. She begged him to stop Haman's plan.

“Please, my king, help us. Please do something to cancel Haman's orders,” she cried.

“I can't cancel that law, because it was sealed with my signet ring,” he said. “But I can do something. Have Mordecai tell my secretaries what to write. After they are done, he can seal the orders with the ring I gave him.”

Mordecai told the secretaries what to write. The Jews could fight back against anyone who tried to kill them. They could also take the property of anyone who tried. Soon the letters were done and sealed with the king's seal.

The king's special messengers rushed to deliver them throughout the land.

The Jews in Susa shouted for joy when they heard the new orders. Everywhere they were delivered, Jewish people celebrated. Some other people even became Jews.

From that day to this, Jews have celebrated the feast of Purim. For two days each year they celebrate. They remember how Esther and Mordecai served God; how they helped save God's people from death.



S A B B A T H

SHARE Share your lesson story with your family. Then sing some happy songs—the kind of songs the Jews may have sung when they celebrated. Ask your family to share an opportunity they have had to serve God and His people. Who are His people?

PRAY Ask God to help you serve Him every day.

M O N D A Y

READ During worship today, read Esther 7:9. How high was the gallows Haman built? Can you find something that is a similar height? Measure out that distance on the ground.

DO With your parents, plan a happy surprise to serve someone who is not a close friend. Pray for your plan to serve.

The Jewish feast of Purim began so the Jews would remember that God saved them from Haman's evil plans.



S U N D A Y

DO Help your Mom by setting the table today.

MAKE Ask her for an old piece of cloth. Cut it in a rectangle to represent a tablecloth. Write your memory verse on the cloth. Teach the verse to your family during worship.

DO During family worship, see how many Bible stories you can name that are connected with food.

PRAY Thank God for health and strength.

T U E S D A Y

DO A good way to witness is to share a meal. During family worship, plan to invite someone to a meal. Invite someone who does not know Jesus well. What can you do to help before the visit?

READ Read Esther 5:1-3 and 7:1, 2 together. Look at a map of your country. If Xerxes had been king of your country, how much land would he have offered Esther?

PRAY Pray for the rulers in your country.

W E D N E S D A Y

READ During worship, read Esther 6:1, 2. Start a family chronicle. Write in it each day for a week.

DO Create a Mordecai award for bravery. Present the Mordecai award to someone you know and explain what it is for. Ask God to bless that person.

THURSDAY

READ During worship, read and discuss Esther 3:10-12 and 8:8. Create a seal for your family. What special features do you want to include? Think of a family motto to go with the seal.

DO Find out about seals and how they were used. How do people use seals today?

PRAY Thank God for your family.

FRIDAY

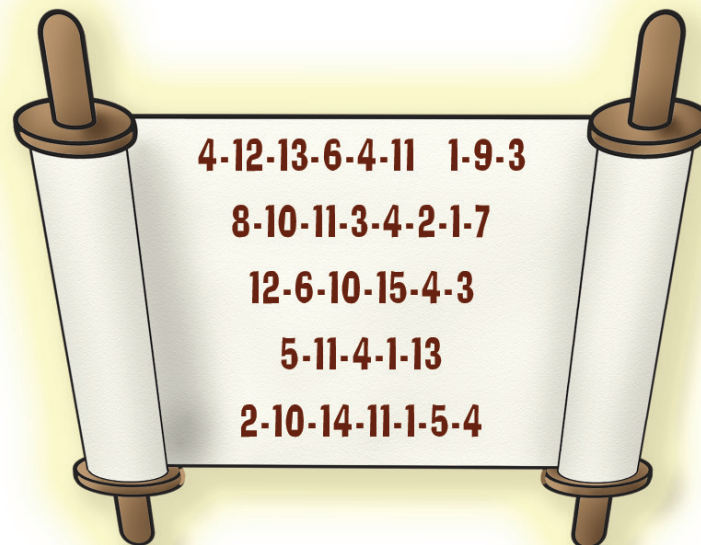
ASK During family worship, review the story of Esther from start to finish. Act out your favorite parts with your family. Ask other family members to name their favorite parts.

DO Say your memory verse together. Tell what it means to you and your family.

SING Before prayer, sing praises to God. Then thank God for the opportunities He gives you every day.

Rescued! PUZZLE

Directions: Use the code to learn about this week's lesson on serving God, authorities, and people.



a	c	d	e	g	h	i	m	n	o	r	s	t	u	w
1	2	3	4	5	6	7	8	9	10	11	12	13	14	15

SERVICE

Directions: Read Hymn no. 575, "Let Your Heart Be Broken," from *The Seventh-day Adventist Hymnal*. In the boxes provided, draw pictures of ways you can help a world in need. As the song says: "Fill the vacant place. Be the means through which the Lord reveals His grace."

575

Let Your Heart Be Broken

Bryan Jeffery Leech, 1975 (1931-)


BJORKLUND 6.5.6.5.D.

Bryan Jeffery Leech

Unison




1. Let your heart be broken For a world in need: Feed the mouths that
 2. Here on earth ap-ply-ing Prin-ci-ples of love, Vis-i-ble ex-
 3. Blest to be a bless-ing, Priv-i-legged to care, Chal-lenged by the
 4. Add to your be-liev-ing Deeds that prove it true, Know-ing Christ as
 5. Let your heart be ten-der And your vi-sion clear; See man-kind as



hun-ger, Soothe the wounds that bleed, Give the cup of wa-ter And the
 pres-sion—God still rules a-bove— Liv-ing il-lus-tra-tion Of the
 need—Ap-par-ent ev-ery-where. Where man-kind is want-ing, Fill the
 Sav-ior, Make Him Mas-ter, too. Fol-low in His foot-steps, Go where
 God sees, Serve Him far and near. Let your heart be bro-ken By a



loaf of bread— Be the hands of Je-sus, Serv-ing in His stead.
 Liv-ing Word To the minds of all who've Nev-er seen or heard.
 va-cant place. Be the means through which the Lord re-veals His grace.
 He has trod; In the world's great trou-ble Risk your-self for God.
 broth-er's pain; Share your rich re-sourc-es, Give and give a-gain.



Copyright © 1975 and commissioned by the Evangelical Covenant Church of America. Used by permission.

t

