


LESSON



Repairing the Temple

COMMUNITY We help each other.

References

2 Kings 12:1-15; 2 Chronicles 24:1-14; *The SDA Bible Commentary*, vol. 2, pp. 923, 924.

Memory Verse

“Work together as a team for the faith” (Philippians 1:27, ICB).

Objectives

The children will:

Know that they can cooperate with others to work for God.

Feel a part of a community in working for God.

Respond by being willing to work in cooperation with others.

The Message

In God’s family, we work together.

Getting Ready to Teach

The Bible Lesson at a Glance

Joash decides to rebuild the temple, God’s house of worship. He has a hole made in the top of a chest. He asks the priests to have the people who come to worship put their offerings in the chest. The offerings will be used to rebuild the temple. The people fill the chest. When the money is removed, they fill the chest again. The best workers were

hired, and they worked together to rebuild the temple.

This is a lesson about community.

God’s children work together with others to honor God and do His will. Though they are young, children can bring an offering to help take care of God’s house. They also help by keeping God’s house, the church, clean.

TWO

Program Outline			
LESSON SECTION	MINUTES	ACTIVITIES	MATERIALS NEEDED
Welcome	ongoing	Greet students at door; hear pleased/troubled	none
1 Readiness Activities	up to 10	A. <i>Building Together</i> B. <i>Tug o' War</i> C. <i>Orchestra</i>	building blocks; or sticks, stones, and shells thick rope, adult male toy musical or rhythm instruments
* Prayer and Praise *	up to 10	See page 26. *Prayer and Praise may be used at any time during the program.	
2 Bible Lesson	up to 20	Experiencing the Story	broken cardboard boxes, building blocks, or pieces of wood; good cardboard boxes; decorated box with slit in top as offering box; gold- and silver-colored dishes; toy carpenter's tools; coins; Bible-times costumes
		Bible Study	Bible
		Memory Verse	Bible
3 Applying the Lesson	up to 15	<i>Working Together</i>	clean trash, trash cans or bags
4 Sharing the Lesson	up to 15	<i>Repairing the Temple</i>	Temple pattern (see p. 151); paper; crayons; gold paper; scissors; craft jewels, sequins or buttons; glue sticks

Teacher Enrichment

"What had evidently happened was that the priests were receiving the money and using it for themselves. The king now ordered that this be stopped, and that the money be handed over for the purpose for which it was intended—the repair of the temple. . . .

"The matter was taken entirely out of the hands of the recreant priests. They gave their consent not to endeavor to collect further funds for this purpose, and to allow the work of repair to be directed by others" (*The*

SDA Bible Commentary, vol. 2, p. 923).

"This is a splendid testimony to the character of those chosen for this important responsibility. . . . It is a sad commentary on the character of the priests who by their faithlessness had made this step necessary" (*The SDA Bible Commentary*, vol. 2, p. 924).

How do you work together with others? Are you a team player?

Room Decorations

See Lesson 1.

Teaching the Lesson

Welcome

Welcome students at the door. Ask how their week has been—what they are pleased/troubled about. Encourage them to share any experiences from last week's lesson study. Have them begin the readiness activity of your choice.

1

Readiness Activities

Select the activity most appropriate for your situation.

A. Building Together

You Need:

- building blocks; or sticks, stones, and shells

Divide the children into groups of four or five to build a temple together. They can use the building blocks, or sticks, stones, and shells. When the time is up, all children walk around the area together to affirm one another's skills in making temples.

Debriefing

Allow responses as you ask: **Did you like making a temple together? Is it easier or harder to work together? What lovely things we can do for God when we work together! God's children work together to make lovely things to honor Him. What does to honor mean? Yes, to be respectful, but in today's story it also means to do things to show how important someone is. When we do our best for God, we honor Him or show everyone that God is the most important person to us. Today's Bible story is about people working together to honor God. Today's message is:**



In God's family, we work together.

Say that with me.

B. Tug o' War

You Need:

- 10 feet (three meters) of thick rope
- adult male

Select a strong man to pull on one end of the rope. Ask for a volunteer to pull against him. Choose a small child. Say: **That didn't work, did it? It was too hard for (child's name). What can we do now?** Allow others to try. Keep asking: **What else can we do?** until someone suggests using more than one person. You may have to prompt them. Add children one at a time until children can pull the man away from where he is standing.

Debriefing

Allow response time as you ask: **What did we just do? How did we**

make that happen? (We all worked together.) **What great things we can do when we work together! God's children work together to do great things for God. Today's Bible story is about people working together to honor God. What does *to honor* mean? Yes, to be respectful, but in today's story it also means to do things to show how important someone is. When we do our best for God, we honor Him or show everyone that God is the most important person to us. Today's message is:**



In God's family, we work together.

Say that with me.

C. Orchestra

Teach the children to sing with you "When We All Work Together" (sung to the tune of "Did You Ever See a Lassie?").

**When we all work together, together, together,
When we all work together, how happy we'll be.
When your work is my work and our work is God's
work, When we all work together, how happy we'll be.**

You Need:

- toy musical or rhythm instruments

Say: **Listen to the sound.** Then give the children a type of musical instrument (wooden sticks or blocks, or shakers). Have the children play while you sing the song alone. Say: **Listen to the sound.** Then have the children sing and play their instruments at the same time. Say: **Listen to the sound.**

Debriefing

Allow response time as you ask: **Which sound did you like best, just singing, just playing, or doing both together? I think it sounded best with us all together too. We can make a beautiful sound when we all sing and play together. What great things we can do when we work together! God's children work together to do great things for God. Today's Bible story is about people working together to honor God. What does *to honor* mean? Yes, to be respectful, but in today's story it also means to do things to show how important someone is. When we do our best for God, we honor Him or show everyone that God is the most important person to us. Today's message is:**



In God's family, we work together.

Say that with me.



NOTE: Prayer and Praise appears on page 26.



Bible Lesson

Experiencing the Story

You Need:

- broken cardboard boxes, building blocks, or pieces of wood
- good cardboard boxes
- decorated box with slit in top as offering box
- gold- and silver-colored dishes
- toy carpenter's tools
- coins
- Bible-times costumes

Spread the broken cardboard boxes, building blocks, or pieces of wood around a cleared area to make the broken-down temple. Use good cardboard boxes to build the repaired temple. You need the following actors, in costume if possible.

*Joash (grown-up)
Jehoiada and other priests (children)
workers (children)
people (children)*

Give each worker a tool, and give the people some coins. Help the children act out the story.

Read or tell the story.

King Joash went to God's temple with Jehoiada and the other priests. They stood in the middle of the temple and looked around. They shook their heads sadly. Walls were broken. Dirt was everywhere. Furniture was missing too. Everything was such a mess. They talked together about what had happened. During all the years when wicked kings and queens ruled Israel, God's temple hadn't been cared for. In fact, some of the kings and queens had even taken away part of the temple walls and used the stones to build temples to the idols they worshipped. The sons of bad Queen Athaliah had taken the gold and silver dishes from the temple and used them to worship their idols.

Joash told the priests that he wanted to fix the temple. He wanted to rebuild the walls with the same fine wood and stone that had been used to build them

when they were new. He wanted new gold and silver dishes for the service of the Lord. But it would cost a lot of money.

"Where will we get the money?" he asked the priests. They all shook their heads and spread out their hands. They didn't know.

Then Joash had an idea. He'd save for it. But he wouldn't be the only one. He would ask all the people to help too.

Joash called his workers. "Make a chest with a hole in the top," he said. The workers went to work and soon returned with the chest. Joash told them to place the chest near the doorway to the temple.

Every day when the people came to worship, they dropped their offerings into the hole in the chest. Some people had a lot of money to give; some had only a little. But they all gave cheerfully. Before long, the chest was full.

The priests took the money out of the chest and put it in bags. The bags went to the king's treasury, where they would be safe. Then the priests set the chest out to be refilled. Again and again the priests emptied the chest and put it back near the temple doorway to be filled. And always the people brought their offerings to drop into the chest with the hole in the top.

The money in King Joash's treasury grew. When all the offerings of all the people were put together, Joash could begin fixing the temple.

Joash told the priests to hire the best carpenters and stonemasons in all the land. They bought the finest wood and stone. Men who worked with iron and bronze were hired too. Together they rebuilt the temple according to the original plans. And when they were finished, they looked in their bags and in the chest.

There was money left over! With the left-over money King Joash had new golden dishes and other furnishings made to be used in the temple service.


Joash was pleased to see the rebuilt temple and the beautiful things made just for the temple service. So were the people. They had been able to work together to honor God, and they were happy. They had made God's house a special, beautiful place.

Debriefing

Allow response time as you ask: **Did Joash want to please God? How do you think he felt when he first entered the temple? Why did the temple look terrible? How do you think Joash felt when the people willingly gave so much money?**

What do you think the people did when the temple repairs were finished? What do you think about working together to make God's house a beautiful place?

How can we honor God when we come into His house? What can we do to keep our church clean? Do you remember our message? Let's say it together:

 In God's family, we work together.

Bible Study

You Need:

Bible

Open your Bible to 2 Kings 12:1-15. Point to the verses and say: **This is where**


today's story is found in the Bible. Read some verses aloud, paraphrasing as necessary.

Debriefing

Allow response time as you ask: **What was Joash's plan to collect money? Why do you think the people put money in the chest? Where do we put our offerings? How did the people feel about giving their money? Did Joash collect enough?**

What needed to be done to repair the temple? Why did the people work together? (They wanted God's temple to be nice; they wanted to honor God.) **How did they honor God?** (They worked together.)

Remember:

 In God's family, we work together.

Memory Verse


Turn to Philippians 1:27 and say: **This is where we find our memory verse in God's Word, the Bible.** Read the verse aloud.

"Work together as a team for the faith." Then proceed to teach the memory verse as outlined below.

You Need:

Bible

Work together Pretend to pull a rope with both hands.



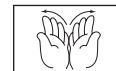
as a team Clasp hands together over head.



for the faith. Point upward.



Philippians 1:27 Palms together; then open as if opening a book.



PRAYER AND PRAISE



Fellowship

Report the students' joys and sorrows (pleased and troubled) as reported to you at the door (as appropriate). Allow time for sharing experiences from last week's lesson study and review the memory verse. Acknowledge any birthdays, special events, or achievements. Give a special, warm greeting to all visitors.

Suggested Songs

"My Family" (*Little Voices Praise Him*, no. 252)

"With Jesus in the Family" (*Little Voices Praise Him*, no. 273) (Make a new verse: "When families work together, happy, happy home.")

"Giving" (*Little Voices Praise Him*, no. 285)

"God's Children Are Helpful" (*Little Voices Praise Him*, no. 287)

"I Will Use My Hands for Him" (*Little Voices Praise Him*, no. 303)

Mission

Say: **God's children work together to honor God and do His will in all the different countries of the world.** Use a story from *Children's Mission*.

Offering

Say: **God's children work together to honor God and do His will. We also serve God when we give Him our offerings. Today our offering is for _____ mission.**

Prayer

Say: **Let's pray together. Children, please repeat after me. Thank You, Jesus, that God's children work together to honor God and do His will. Amen.**

*Prayer and Praise may be used at any time during the program.

3 Applying the Lesson

Working Together

You Need:

- clean trash
- trash cans or bags

Scatter clean trash (paper, cartons, small boxes, etc.) around the room and say: **I had such a lot of trash at home**

today, I thought I would leave some of it in Sabbath School.

What do you think? Is it OK with you? (no) Does it look good? (no) What shall we do about it? (We'll all pick up some. We'll work together to make our Sabbath School look better.)

Debriefing

Allow response time as you ask: **Why should we work together to take care of God's house, His church? How else can we work together to care for God's house? What can you do to care for your home?** (Offer to help, obey quickly.) **What about in your neighborhood? What about at church?** (Offer to help in Sabbath School; listen when the teacher is talking.) **Let's remember:**



In God's family, we work together.

4 Sharing the Lesson

Repairing the Temple

In advance, prepare a copy of the Temple pattern (see p. 151) for each child. Also, cut some gold paper into small squares. Ask the children to glue some gold paper pieces and craft jewels, sequins, or buttons over the places on the temple that need repairing. They may also color other areas of the temple.

Debriefing

Allow response time as you ask: **How do your temples look now? How can we work together to care**

for God's house, our church? Take your picture home and share it with someone this week. Tell them about the people who gave offerings to help Joash repair God's temple. Talk about ways to work together to care for our church. Let's say our message one last time together:



In God's family, we work together.

You Need:

- Temple pattern (see p. 151)
- paper
- crayons
- gold paper
- scissors
- craft jewels, sequins, or buttons
- glue sticks

Closing

Sing "Good-bye Prayer" (*Little Voices Praise Him*, no. 44). Say a short prayer similar to the following: **Dear Jesus, help us to look for ways we can work together to bring honor to You. We love You. Amen.**

STUDENT LESSON

Repairing the Temple

References

2 Kings 12:1-15; 2 Chronicles 24:1-14; *The SDA Bible Commentary*, vol. 2, pp. 923, 924

Memory Verse

“Work together as a team for the faith” (Philippians 1:27, ICB).

The Message

In God’s family,
we work together.

Have you ever helped with a family project such as washing windows or weeding a flower garden? Joash led his country in a big church project. Everyone worked together.

King Joash saw something he really wanted to do. During all the years when wicked kings and queens ruled Israel, God’s temple hadn’t been cared for. Some of the kings and queens had even taken away part of the temple walls and used the stones to build temples to the idols they worshipped. The sons of wicked Queen Athaliah had taken the gold and silver dishes from the temple and used them to worship their idols.

Now that Joash was king, he wanted to fix the temple. He wanted to rebuild the walls with fine wood and stone. He wanted new dishes for the service of the Lord. But it would cost a lot. Where would he get the money?

Then Joash had an idea. He’d save for it. But he wouldn’t be the only one. He’d ask everyone in the country to help too.

Joash had his workers make a chest, something like a big wooden box, with a hole in the top. He placed the chest near the doorway to the temple. When the people came to worship, they dropped their offering in the chest. Some people had a lot of money to give; some only a little. But they all gave cheerfully. All their offerings added up, and before long the chest was full.

The priests took the money out of the chest. They sent it to the king’s trea-

sury, where it would be safe. Then the priests set the empty chest by the door to the temple again. Again and again the priests emptied the chest and put it back to be filled. And the people kept bringing their offerings to fill the chest with the hole in the top.

More and more money went into King Joash’s treasury. All the offerings of all the people added up to a lot of money. Soon there was enough to begin fixing the temple.

The priests hired the best carpenters and stonemasons in all the land. They bought the finest wood and stone. Men who worked with iron and bronze

were hired too. Together they rebuilt the temple so it looked like it had before. And when they were finished, they had money left over! With the leftover money King Joash ordered new golden dishes and other furnishings to be used in the temple service.

Joash was pleased. So were the people. They were happy they had worked together to honor God. They had made God’s house a special, beautiful place.

We can work together to honor God too. We can help keep God’s house clean and beautiful. We can work together to honor God at home, at church, and at school.



Do and Say

Sabbath

Each day this week, read the lesson story together and review the memory verse by using the following motions:

Work together . . . Pretend to pull a rope with both hands.

as a team Clasp hands together over head.

for the faith. Point upward.

Philippians 1:27 . . . Palms together; then open as if opening a book.

Sunday

Encourage your child to share the temple they made in Sabbath School with someone and tell how people worked together to repair God's temple. (Or draw a simple outline of a church and have your child color and decorate it.)

Monday

If possible, take your child to observe a building project. Ask: What are these people doing? Talk about ways the people are working together. Remind them that God's people work together to do good things for God.

Tuesday


Have everyone in your family get something to use as a rhythm instrument, such as two spoons to hit



together, a spoon and a bowl, two sticks, etc. Have each one play alone while one person sings a song. Then have everyone play together while everyone sings. Ask: Which is more fun? Say: God's children work together to honor God.

Wednesday

Have your family work together on a task at home (washing the car, planting flowers, weeding the garden, picking up trash, etc.). Remind everyone that God's children work together too.



Sing "With Jesus in the Family" (*Little Voices Praise Him*, no. 273), but add "When families work together, happy, happy home."

Thursday

Plan a way your family can do something as a team to care for or improve your church. Include something for your child to do.

Friday

Help your child build a "church" as your family acts out the story.

Thank God that you can work together to do things for Him.

Sing a "helping" song before prayer.