


LESSON



The Little Prince

COMMUNITY We help each other.

References

2 Kings 11; *Prophets and Kings*, pp. 215, 216.

Memory Verse

“Love each other like brothers and sisters” (Romans 12:10, ICB).

Objectives

The children will:

Know that they can help protect others.

Feel sympathy for those who are threatened.

Respond by standing up for those who are treated unfairly.

The Message

In God’s family, we love and protect each other.

Getting Ready to Teach

The Bible Lesson at a Glance

Wicked Queen Athaliah wants to kill Baby Joash and all the other princes so they can never become king. But his aunt Jehosheba (wife of priest Jehoiada) takes him away and hides him in the temple for six years. When he is 7 years old, his uncle Jehoiada, the priest, crowns him king in place of Queen Athaliah. Soldiers protect Joash and lead Athaliah away.

Young Joash is a good king who leads his people back to worship the true God.

This is a lesson about community.

Christian families protect and support their communities. That protection may not take the drastic form it did for Joash, but Christians protect others because Christ and His angels protect them.

ONE

Program Outline			
LESSON SECTION	MINUTES	ACTIVITIES	MATERIALS NEEDED
Welcome	ongoing	Greet students at door; hear pleased/troubled	none
1 Readiness Activities	up to 10	A. <i>Dress Up</i> B. <i>Mystery Boxes</i>	box, clothes small boxes, pictures or figures of people, picture of a church
* Prayer and Praise*	up to 10	See page 13. *Prayer and Praise* may be used at any time during the program.	
2 Bible Lesson	up to 20	Experiencing the Story	none
		Bible Study	Bible
		Memory Verse	Bible
3 Applying the Lesson	up to 15	<i>Protecting Others</i>	none
4 Sharing the Lesson	up to 15	<i>Paper People Chain</i>	Paper People Chain pattern (see p. 150), paper, scissors, crayons

Teacher Enrichment

“Those who took part in acclaiming Joash king, had solemnly covenanted ‘that they should be the Lord’s people.’ And now that the evil influence of the daughter of Jezebel had been removed from the kingdom of Judah, and the priests of Baal had been slain and their temple destroyed, ‘all the people of the land rejoiced: and the city was quiet.’ 2 Chronicles 23:16, 21” (*Prophets and Kings*, p. 216).

“The prominent position which you as a family occupy in the church makes it highly necessary for you to be burden bearers. Not that you are to take burdens for those who are able to bear

their own and also to aid others; but you should help those who stand most in need of help” (*Testimonies for the Church*, vol. 2, p. 75).

How do you protect and love the children in your church? Do you feel as if they are part of your family?

Room Decorations

Set up part of the room to look like a palace/temple. This set will be used all month. Have pillars (perhaps made of rolled corrugated cardboard), cushions or pillows on the floor, and a large chair (for a throne) with a purple or red cloth draped over it.

Teaching the Lesson

Welcome

Welcome children at the door. Ask how their week has been—what they are pleased/troubled about. Encourage them to share any experiences from last week's lesson study. Have them begin the readiness activity of your choice.

1

Readiness Activities

Select the activity most appropriate for your situation.

A. Dress Up

You Need:

- box
- clothes

In a box, place clothes that represent people in the church: mothers, fathers, boys, girls, pastors, choir members, teachers, deacons, etc. Say: **Let's dress up and pretend we are people in the church.**

Debriefing

Allow response time as you ask: **How do these people help us in church?** (Teachers help us learn about the Bible, pastors tell us about God, choir members praise God by singing, deacons help by collecting the offering and by caring for the church, etc.) **What's your favorite part of being a family? Do family members protect each other? How do people in your family help protect each other?** (by watching out for each other, standing up for each other, etc.) Say: **It feels good to be part of a family, because family members love and protect one another. People in the church, in God's family, care for and protect one another. The Bible story today is about a family that protected a baby. Today's message is:**



In God's family, we love and protect each other.

Say that with me.

B. Mystery Boxes

You Need:

- small boxes
- pictures or figures of people
- picture of a church

In advance, put pictures or figures of different people (toy people), such as men, women, boys, girls, etc., in small boxes, one to each box. Hide them around the room and ask the children to find a box. Say: **We are going to open these boxes one at a time. You can shake the box, listen, and guess what's inside.** Children each take a box and shake it. Allow time for guessing. Say: **(Name of child), would you open your box and show us what is inside?** Child opens box and tells what's inside. Say: **Oh, your figure is a (boy). Now, (name of another child), you may open your box.** Continue in this manner until all the boxes are opened.

Debriefing

Allow response time as you ask: **One person in a church would be lonely, don't you think? Let's put all our people together in front of the picture of a church. It takes many people of all ages to make a church. The church is people, not just a building. People in the church, in God's family, love and protect each other. The Bible story today is about a family protecting a baby. Today's message is:**



In God's family, we love and protect each other.

Say that with me.

PRAYER AND PRAISE

**Fellowship**

Report the students' joys and sorrows (pleased and troubled) as reported to you at the door (as appropriate). Allow time for sharing experiences from last week's lesson study and review the memory verse. Acknowledge any birthdays, special events, or achievements. Give a special, warm greeting to all visitors.

Suggested Songs

- "The Helping Song" (*Little Voices Praise Him*, no. 297)
- "Love One Another" (*Little Voices Praise Him*, no. 264)
- "Care for One Another" (*Little Voices Praise Him*, no. 262)
- "Be Kind to One Another" (*Little Voices Praise Him*, no. 260)
- "Plenty of Room in the Family" (*Little Voices Praise Him*, no. 248)

Mission

Say: **In God's family, people help protect one another in all the different countries of the world.** Use a story from *Children's Mission*.

Offering

Say: **In God's family, people help protect one another. We also serve God when we give Him our offerings. Today our offering is for _____ mission.**

Prayer

Say: **Let's pray together. Children, please repeat after me. Thank You, Jesus, that people in God's family protect each other. Amen.**

*Prayer and Praise may be used at any time during the program.

2

Bible Lesson

Experiencing the Story

Say: We're going to hear a story about how God kept a little boy named Joash safe from a bad woman. Her name was Queen Athaliah. When I say "Athaliah," I want you to point your thumbs down. When I say "Joash," I want you to clap your hands. Practice these before starting the story.

Read or tell the story.

Prince **Joash** [clap hands] lived in the royal palace in Israel. But even though **Joash** [clap hands] was a prince he still needed someone to protect him. He needed protection from **Athaliah** [thumbs down], the bad queen.

Queen **Athaliah** [thumbs down] was very angry. She was so angry that she wanted to hurt all the princes in Israel who could someday become king. There was no way **Joash** [clap hands] could protect himself from Queen **Athaliah** [thumbs down], because he was just a baby.

Joash [clap hands] had an aunt named Jehosheba, who lived in the temple with her husband, Jehoiada, the priest. Because she believed in God, she chose to protect **Joash** [clap hands] from Queen **Athaliah** [thumbs down]. So Jehosheba secretly took the baby boy and his nurse to the temple. Jehosheba and her husband decided to hide them in a room there.

For six years **Joash** [clap hands] and his nurse lived in the temple with Aunt Jehosheba and Uncle Jehoiada. The

nurse took care of **Joash** [clap hands]. Aunt Jehosheba and Uncle Jehoiada kept him hidden from bad Queen **Athaliah** [thumbs down]. They secretly taught him that someday he would be king. Though he was just a boy, **Joash** [clap hands] knew that one day he would rule over Israel.

And finally that day came. **Joash** [clap hands] was 7 years old when Uncle Jehoiada decided it was time to crown him king. Uncle Jehoiada called soldiers to the temple and told them that Prince **Joash** [clap hands] was alive. He told them he and Aunt Jehosheba had been protecting Prince **Joash** [clap hands] from bad Queen **Athaliah** [thumbs down] for six years. He asked the soldiers to gather around the prince to protect him from **Athaliah** [thumbs down] as **Joash** [clap hands] was crowned king. The soldiers agreed, because they knew Queen **Athaliah** [thumbs down] would hurt **Joash** [clap hands] if she could. They would stay close to **Joash** [clap hands] and protect him wherever he went.

Soon after that, Uncle Jehoiada led Prince **Joash** [clap hands] out of the temple. A crowd of people had gathered to see what was happening. Just as they had promised, the soldiers gathered around the boy who would become their king.

Uncle Jehoiada poured sweet-smelling oil on **Joash's** [clap hands] head. He gave **Joash** [clap hands] a copy of the law and proclaimed him king. The crowd watched quietly as Jehoiada

put the crown on **Joash's** [clap hands] head. Then all the people cheered and shouted, "Long live the king!" The trumpeters blew their trumpets, and the singers led songs of praise. Everyone was happy that **Joash** [clap hands] had become their king.

Queen **Athaliah** [thumbs down] heard all the noise and came running to the temple. There she saw a boy who had just been crowned king! She was surprised. And she was very angry! She ordered the soldiers to take **Joash** [clap hands] away. But the soldiers took her away instead. She could no longer be queen.

Joash [clap hands] was the new king! He would be safe now. He sat on the royal throne and ruled over Israel. He knew that God had led Aunt Jehosheba and Uncle Jehoiada to protect him all those years. And he was a good king who led his people to know God again.

Debriefing

Allow response time as you ask: **How long did Jehosheba and Jehoiada hide Joash? Where did they hide him? How old was Joash when he was crowned king? What did the people shout when he was crowned? Was Queen Athaliah happy or angry when she saw Joash? Was Joash a good king? How do you know?**

Bible Study

You Need:
 Bible

Open your Bible to 2 Kings 11. Point to the verses and say: **This is where today's story is found in the Bible.** Read a few verses aloud, paraphrasing as necessary.

Debriefing

Allow response time as you ask: **Why do you think Jehosheba and Jehoiada secretly hid Joash for so many years? Is it easy or hard to keep a baby quiet? What do you think Joash thought about being crowned a king when he was only 7 years old? How do you think he felt when Queen Athaliah saw him? How could you protect someone who needed help? God gives us our church family so we can care for and help protect each other. We protect and care for others because God wants us to help those who are in need. Do you remember our message? Let's say it together:**



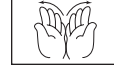
In God's family, we love and protect each other.

Memory Verse

Turn to Romans 12:10 and say: **This is where we find our memory verse in God's Word, the Bible.** Point to the verse and read it aloud. **"Love each other like brothers and sisters."** Teach the children the following actions as you teach the memory verse:

You Need:
 Bible

- Love** Cross arms over chest.
- each other** Point to others.
- like brothers and sisters.** Point to a boy.
- Point to a girl.
- Romans 12:10** Palms together; then open as if opening a book.



3

Applying the Lesson**Protecting Others**

Use the following scenarios to help the children realize that they can have a part in protecting people in the community of faith. Be sure to use the debriefing activity that follows.

1. You and a friend are playing with a ball in your yard. The ball rolls into the street. Your friend runs after it. You see a car coming. What can you do to help protect your friend?
2. You and your mother are walking in the park. Some big boys are throwing stones high up in the air so they fall on the sidewalk near you. What can you do to help protect your mother and yourself from the stones?
3. On a cold Sabbath morning you come to Sabbath School. The church steps are covered with ice. People are walking toward the church. What can you do to help keep them from falling on the icy steps?

Debriefing

Allow response time as you ask: **Who was in danger and needed protection in each of these stories? Do you think they knew they were in danger? What do you think about helping people who need protec-**

tion? Why? How do you know when someone needs help and protection? (when bad things might happen to them)

Say: **Protecting someone, especially a younger or smaller child, is a very brave thing to do. In your family, who protects you? Whom do you protect?**

Ask: **How can you protect a younger child from another child who is being mean to them? How can you help keep them safe from hurting themselves when they play with things they shouldn't? Can you show them you care by playing gently with them? Can you help protect them when they are afraid?**

Can you protect an older person by not running around them so you won't bump into them and make them fall?

God wants us to help protect and care for other people.

How can you protect your brother or sister at home? at church? when you are playing outdoors? Why should we care for and protect others? Remember our message:



In God's family, we love and protect each other.

4

Sharing the Lesson**Paper People Chain****You Need:**

- Paper People Chain pattern (see p. 150)
- paper
- scissors
- crayons

Copy the Paper People Chain pattern (see p. 150) for each child. Fold the pattern as indicated and help the children cut it out. The children can draw faces on the people and color them. Encourage them to make some of them look like people they know or see at church.

Debriefing

Allow responses as you ask: **Did you make your paper people look like anyone you know at church? In a church, people join together**

to protect each other like these paper people are joined together with their hands. People in our church, in God's family, love and protect each other because they are just like brothers and sisters. We help each other because we want to be like Jesus, who helps and protects us.

Say: **Take your Paper People Chain home with you and share it with someone this week as you tell about Joash's aunt and uncle protecting him all those years. Let's say our message together one last time:**



In God's family, we love and protect each other.

Closing

Sing "Good-bye Prayer" (*Little Voices Praise Him*, no. 44). Say a short prayer similar to the following: **Dear Jesus, please help us as we love and protect each other. We love You. Amen.**

STUDENT LESSON

The Little Prince

References

2 Kings 11;
Prophets and
Kings, pp. 215,
216

Memory Verse

“Love each other
like brothers and
sisters” (Romans
12:10, ICB).

The Message

In God’s
family, we love
and protect
each other.

Have you ever been picked on by someone bigger or older than you? Did you wish you had someone who could help and protect you? Prince Joash’s aunt and uncle did just that.

Prince Joash lived in the royal palace in Israel. But even though Joash was a prince, he still needed someone to protect him. He needed protection from Athaliah, the queen.

Queen Athaliah was cruel and mean. She didn’t want Joash to become king. Joash could not protect himself from Queen Athaliah, because he was just a baby. So God sent someone to take care of him.

Joash’s aunt Jehosheba lived in the temple with her husband, Jehoiada, the priest. She chose to listen to God and protect Joash from the cruel queen. So Jehosheba secretly took baby Joash and his nurse to the temple. There she and her husband hid them in a bedroom.

For six years Aunt Jehosheba and Uncle Jehoiada kept him hidden. They secretly taught him that someday

he would be king. Though he was just a little boy, Joash knew that one day he would rule over Israel.

And finally that day came. When Joash was 7 years old, Uncle Jehoiada decided it was time to make him king. Uncle Jehoiada called soldiers to the temple. “Prince Joash is alive,” he told them. “Aunt Jehosheba and I have been protecting Prince Joash from Queen Athaliah for six years. Now it is time

for you to protect the prince from the queen. It is time for Joash to be crowned king.”

The soldiers agreed. They knew the queen was evil. They promised to stay close to Joash wherever he went.

Soon after that, Uncle Jehoiada led Prince Joash out of the temple to a place where a crowd had gathered. Just as they had promised, the soldiers gathered around Joash.

Uncle Jehoiada poured sweet-smelling oil on Joash’s head. He gave Joash a copy of the law and then proclaimed him king. The crowd watched quietly as Jehoiada put the crown on Joash’s head. Then all the people cheered and shouted, “Long live the king! Long live the king!” The trumpeters blew their trumpets, and the singers led songs of praise.

Queen Athaliah heard all the noise. She rushed to the temple. There she saw a boy who had just been crowned king! She was surprised. And she was very angry! She ordered the soldiers to take Joash away. But the soldiers took her away instead. She would no longer be queen.

Joash would be safe now as he ruled over Israel. He knew that God had led Aunt Jehosheba and Uncle Jehoiada to help and protect him all those years. And he was a good king all the years his uncle Jehoiada lived. He led his people to know God again.

We can help and protect babies and little children too. We can make sure they are safe. We can play gently with them. We obey God when we protect and care for His children.



Do and Say


Sabbath

Each day this week, read the lesson story together and review the memory verse by using the following motions:

- Love** Cross arms over chest.
- each other** Point to others.
- like brothers** Point to a boy.
- and sisters** Point to a girl.
- Romans 12:10** Palms together; then open as if opening a book.

Sunday

Encourage your child to share with someone the Paper People Chain they made in Sabbath School and tell them about Joash. (Or help them cut out and color a simple paper doll chain of four people.) Say: In God's family, in our church, we love and protect each other.



Monday

Read 2 Kings 11 together, paraphrasing as necessary. Ask: How many years was Joash hidden at the temple? Who hid him? What happened when he was 7 years old?

Have your child hide while you count slowly to seven. Find them. Ask: How old are you now? How many more years until you are 7? What do you think it was like for Joash to be hidden for seven years? Help them count to seven.

Tuesday

If possible, have your child play with a younger

child while you supervise. Remind your child of ways they can help and protect younger children. Show your child a stuffed animal that is often used as a pet. Have your child act out ways to show love and protection to this animal and to animals in general. Talk about how people need to be cared for and protected even more than we care for our animals.

Wednesday

Help your child draw a picture of themselves protecting someone. Have them draw small happy faces around the edge of their drawing.

Tell your child about a time when someone protected you as a child.

Thursday

Talk about what it is like trying to keep a baby quiet and happy. Use a doll and let your child show how they would try to keep a baby quiet and safe. Ask: What do you think Jehosheba and Jehoiada did to keep Baby Joash quiet and happy? Who helped them keep Joash safe? Who keeps you safe today?

Help your child make and decorate a crown. Save the crown for tomorrow.

Friday

Act out the Bible story with your family. "Crown" your child with the crown made yesterday.

Thank God for sending people to help protect your family.

Sing "Plenty of Room in the Family" (*Little Voices Praise Him*, no. 248).

