

7 Lesson

A Day of Celebration

Genesis 2:1-3; Patriarchs and Prophets, pp. 47, 48

Birthday celebrations are fun. Did you ever wish that you could have more than one birthday a year?

When God created the world, He created a special day to be celebrated once a week. He called the day "Sabbath." And He wants us to share in His Sabbath celebration every week.

For six days God had been very busy creating the world and everything in it. Everything from the sun, moon, and stars, down to the tiny ants and the smallest creatures in the sea was just as He had planned it. He looked at it all and saw that it was good.

God had saved the best till last. He created

Adam and Eve on the sixth day. Now there was only one thing left to create—a special time that would help this new world to remember Him as its Creator. This day would give Adam and Eve time to get to know Him. God smiled with pleasure.

On the seventh day God rested and spent time with Adam and Eve. He called the seventh day the Sabbath and blessed it.

The first Sabbath Adam and Eve spent with God was a joyful time. They talked about the wonderful things that God had made. They walked in the Garden admiring the beauty of the plants and enjoyed the animals. It was a day they did not want to end. It was so

wonderful to spend time with God.

God explained that every week they could enjoy this special time with Him. Yes, they would spend time with God every day. But during the week there were many things that would keep them busy. On Sabbath Adam and Eve could rest from that



The Message

*We worship God when
we enjoy His Sabbath.*

Memory Verse

*“Then God blessed
the seventh day and
made it holy”*

(Genesis 2:3, NIV).

work and enjoy a special time with God.

Adam and Eve were thrilled at the thought of a day to explore wonderful things with their Creator. They had so many questions they wanted to ask.

Later, when Adam and Eve disobeyed God, they were shut out from their beautiful garden home. They soon began to understand what an awful thing they had done. Adam had to work harder to care for the plants and animals. Things began to die. Sabbaths became a time to spend with God without doing work.

God took time to explain to Adam and Eve His plan to rescue the world from sin. He explained that Sabbath was an important part of that plan. After they sinned a huge gap seemed to separate them from God. Sabbath gives the opportunity for people and God to be together.

God told Adam and Eve that Satan would try to make people believe that he was in charge of the world. Satan would try to persuade people that God was not the Creator. He would try to persuade them not to meet with God on the Sabbath.

Adam and Eve could not understand that. Why wouldn't people want to spend time with God? They enjoyed spending time with God because they loved Him and knew that He loved them.

God wants us to know today, that when the earth is made new, everyone will worship together on the Sabbath day. And we will walk and talk with God face to face.



S A B B A T H

DO If possible, go for a walk with your family.

READ Find a quiet place and read your lesson. Talk about God's walk with Adam and Eve on the first Sabbath. If you could go for a walk with God, what would you ask Him about? Thank God for giving us a special time with Him every week.

DO Teach your memory verse to your family.

M O N D A Y

READ With your family, read Exodus 20:8-11. Ask your parents to tell you of special blessings they receive from keeping the Sabbath holy.

DRAW Sabbath is a memorial to Creation. Draw a flower with a center and 10 petals. Cut out the petals. Write the reference to your memory verse in the flower center and one word on each petal. Mix up the petals and try to put the words back in order.

PRAY Thank God for creating beautiful flowers.

T U E S D A Y

SHARE At family worship think of a friend who has never celebrated Sabbath. Plan to invite them to share a Sabbath with your family. Pray for them.

READ Read the story about God sending manna to the children of Israel in Exodus 16:4, 5, 14-30. What does this tell you about keeping the Sabbath?

DO Make a list of things you can do during the first six days of the week to be ready for Sabbath.

S U N D A Y

READ Read and discuss Genesis 2:2, 3 for family worship.

DO Use the letters of the word SABBATH to see how many words you can list that describe Sabbath. For example: S is for special and sacred. A is for awesome, etc.

MAKE Make a countdown calendar so you can check off the days until Sabbath.

PRAY Pray for those who cannot celebrate Sabbath openly.

Isaiah

66:23 says we
will still be keeping the Sabbath
holy in the new earth.



W E D N E S D A Y

ASK With your family, discover when Sabbath begins. Look in Genesis 1 to see how God's time is measured. Ask an adult to show you a sunset calendar.

DO Are there any memorials near your home? Find out if there are special holidays to remind people of national events. How do these compare with God's memorial of Creation, the Sabbath?

SING Sing "Psalm 118:24" (Sing for Joy, no. 94) or another song of praise.

PRAY Thank God for the Sabbath, His memorial of Creation.

THURSDAY

MAKE Make a sunset calendar and put it up in your room to remind you to be ready for Sabbath.

DO During family worship talk about things you like to do on Sabbath. Read Mark 2:27 together. Plan to do something special this week.

DO Write a letter to God. (If you need help, ask your mom or dad to help you.) Tell Him how you would like to spend Sabbath with Him in heaven.

PRAY Pray for your family's Sabbath plan.

FRIDAY

DO Help your family get ready for Sabbath. Tidy your room without being told.








READ With your family, read and discuss Genesis 1; 2:1-3. Ask your family: Which day of Creation is your favorite? Why?

PRAY Say your memory verse together; then thank God for a new Sabbath.



The Sabbath PUZZLE

Directions: Print the name of each item pictured from Creation week. The best part of Creation is found in the highlighted boxes.

	<input type="text"/>	_____	_____	_____	_____	_____
	<input type="text"/>	_____	_____	_____	_____	_____
	<input type="text"/>	_____	_____	_____	_____	_____
	<input type="text"/>	_____	_____	_____	_____	_____
	<input type="text"/>	_____	_____	_____	_____	_____
	<input type="text"/>	_____	_____	_____	_____	_____
	<input type="text"/>	_____	_____	_____	_____	_____