

# LESSON



## A Special Coat

**GRACE** God knows us and cares for us.

### References

Genesis 37:1-11; *Patriarchs and Prophets*, pp. 208-210.

### Memory Verse

"Your heavenly Father will give good things to those who ask him" (Matthew 7:11, ICB).

### Objectives

#### The children will:

**Know** that God shows His love by giving us parents and by guiding our minds.

**Feel** that they are loved by God.

**Respond** by thanking God for His gifts of parents and good thoughts.

### The Message



God gives us good gifts because He loves us.

## Getting Ready to Teach

### The Bible Lesson at a Glance

Joseph is Jacob's favorite son because his mother was Jacob's beloved wife Rachel. Joseph is a comfort to Jacob in his old age. Joseph also is a joy to his father because he is obedient and pure in heart. Jacob gives his son an expensive coat, one that is usually worn by a person of distinction. All these things cause jealousy of Joseph among his 10 older brothers. They don't like Joseph's boastful dreams either, or his tattling on them to their father.

### This is a lesson about grace.

God loves to bestow good gifts on us. Just as He gave Joseph a loving father, God gives us parents who love and care for us. Just as He gave Joseph dreams, God gives our minds good thoughts to guide us.

### Teacher Enrichment

"There was one, however, of a widely different character—the elder son of Rachel—Joseph, whose rare personal beauty seemed but to reflect an inward

# NINE

Program Outline			
LESSON SECTION	MINUTES	ACTIVITIES	MATERIALS NEEDED
<b>Welcome</b>	ongoing	Greet students at door; hear pleased/troubled	none
<b>1 Readiness Options</b>	up to 10	A. <i>Joseph's Coat Colors</i> B. <i>Only One Color</i>	none crayons, pictures to color (see p. 144)
<b>* Prayer and Praise*</b>	up to 10	See page 93. <b>*Prayer and Praise</b> may be used at any time during the program.	
<b>2 Bible Lesson</b>	up to 20	Experiencing the Story	colorful robe, coat, or shirt; bag
		Bible Study	Bible
		Memory Verse	Bible
<b>3 Applying the Lesson</b>	up to 15	A. <i>God's Gifts</i> B. <i>Look at the World</i>	gift-wrapped box, various pictures or objects (see activity) <i>Little Voices Praise Him</i> songbook
<b>4 Sharing the Lesson</b>	up to 15	<i>Fancy Coat</i>	fancy coat pattern (see p. 145), paper, scissors, pencil, art supplies, glue

beauty of mind and heart. Pure, active, and joyous, the lad gave evidence also of moral earnestness and firmness. He listened to his father's instructions, and loved to obey God. The qualities that afterward distinguished him in Egypt—gentleness, fidelity, and truthfulness—were already manifest in his daily life. His mother being dead, his affections clung the more closely to the father, and Jacob's heart was bound up in this child of his old age" (*Patriarchs and Prophets*, p. 209).

"As the lad stood before his brothers,

his beautiful countenance lighted up with the Spirit of inspiration, they could not withhold their admiration; but they did not choose to renounce their evil ways, and they hated the purity that reproved their sins" (*Patriarchs and Prophets*, p. 210).

Jacob made the mistake of favoring one child over another. How do you avoid doing that?

## Room Decorations

Use outdoor scenery from Lesson 1.

## Teaching the Lesson

### Welcome

Welcome children at the door. Ask them how their week has been—what they are pleased/troubled about. Encourage them to share any experiences from last week's lesson study. Have them begin the readiness activity of your choice.

1

### Readiness Activities

Select the activity most appropriate for your situation.

#### A. Joseph's Coat Colors

Ask the children to stand up. Say: **We're going to see how well you know your colors and follow directions. I'm going to tell you to do something. Listen very carefully, then do what I say.**

Proceed to give instructions such as "If you are wearing blue, you may sit down" or "If you are wearing green, pat your head three times." Mention all the colors the children are wearing.

#### Debriefing

Allow response time as you say: **You did listen very carefully. I see that you know your colors. Did you have fun playing this game with me?**

**Our Bible story is about a man who gave his son a colorful gift. Do you like bright colors? Do you like wearing colorful clothes? What is your favorite color?**

Ask: **Why do you think God made different colors for us?** (variety, beauty) **God gives us many good gifts, and colors are one of them. I'm glad God made colors for us so that everything isn't all the same color. Today's message is:**



God gives us good gifts because He loves us.

**Say that with me.**

#### B. Only One Color

Give each child a picture to color (see p. 144) and one crayon to color it with. Tell them that they can use only that one color—no trading or sharing crayons.

#### You Need:

- ☐ pictures to color (see p. 144)
- ☐ crayons

#### Debriefing

Allow responses as you ask: **Can I see the pictures you colored? Do you like them? What don't you like about them? Was it hard to use only one color? Why did you want to use more than one color?**

Say: **Our Bible story is about a man who gave his son a colorful gift. Do you like bright colors? Do you like wearing colorful clothes? What is your favorite color?**

Ask: **Why do you think God made different colors for us?** (variety, beauty)  
**God gives us many good gifts, and colors are one of them. I'm glad God made colors for us so that everything doesn't look all the same. Today's message is:**



God gives us good gifts because He loves us.

**Say that with me.**

## PRAYER AND PRAISE



### Fellowship

Report the students' joys and sorrows (pleased and troubled) as reported to you at the door (as appropriate). Allow time for sharing experiences from last week's lesson study and review the memory verse. Acknowledge any birthdays, special events, or achievements. Give a special, warm greeting to all visitors.

### Suggested Songs

- "Colors" (*Little Voices Praise Him*, no. 159)
- "Presents" (*Little Voices Praise Him*, no. 80)
- "Look, Look, Look at the World" (*Little Voices Praise Him*, no. 78)
- "Thank You Song" (*Little Voices Praise Him*, no. 245)
- "My Family" (*Little Voices Praise Him*, no. 253)

### Mission

Use a story from *Children's Mission*. Ask: **How did God show His love for people in the story today?**

### Offering

Say: **God gives us so many good gifts. Who can name some?**  
**Let's say thank You to God by sharing our offering with others.**

### Prayer

Thank God for all the good gifts He gives us.

\*Prayer and Praise may be used at any time during the program.

2

## Bible Lesson

### Experiencing the Story

#### You Need:

- ☐ colorful robe, coat, or shirt
- ☐ bag

*Have the person telling the story carry a bag that contains the colorful robe, coat, or shirt.*

#### Read or tell the story.

Joseph had a big family. Do you have brothers and sisters? How many? I don't know how many sisters Joseph had, but he had 11 brothers! Can we count together to 11? *[Count.]* He had 10 older brothers and one younger brother. Joseph and his brothers were shepherds. Who knows what shepherds do? That's right. Shepherds look after sheep. What sound do sheep make?

Joseph's mother had died when his little brother was born. Joseph's father was named Jacob. Jacob loved all his sons, but he especially loved Joseph because he made him happy. Joseph was obedient and kind. He was full of joy and made his father laugh. Joseph brought a lot of happiness to his father in his old age.

One day, when Joseph was younger, his father gave him a very special gift. It was the most beautiful coat he had ever seen. *[Pull the coat out of the bag and let everyone look at it and touch it.]* It was very colorful and fancy. It was the kind of coat an important person wore. Jacob wanted to give his son a nice gift, but this only made Joseph's big brothers jealous and angry at him.

One night Joseph had some dreams. He told his brothers and father about them. Do you know what a dream is? What? *[It's like seeing pictures or a movie in your head when you're sleeping.]*

Joseph dreamed that he and his brothers were in the field tying grain into bundles. Joseph's bundle of grain stood straight up. Stand up straight like Joseph's grain. All of his brothers' grain

bundles gathered around Joseph's and bowed down to Joseph's bundle. Let's pretend to flop over like the brother's floppy grain bundles. *[Allow time; then have the children sit down.]*

Joseph had another dream, too. It was like the first one, only this time the sun, moon, and 11 stars bowed down to Joseph! These dreams made Joseph's brothers so angry! They asked Joseph, "Are you trying to tell us that we will all bow down to you?" Joseph didn't understand the dreams. Neither did his father or his brothers, but they knew they didn't like them!

God blessed Joseph with many good gifts. God gave him parents who loved him very much. God gave him dreams that would have special meaning to his family someday. But Joseph's brothers were jealous. They were not nice to him. Joseph could have had bad thoughts toward them, but God gave him good thoughts so he could do good things. Joseph was loving, obedient, kind, helpful, and full of joy.

God gives you many good gifts too. He gives you a family who loves you. And He can give you good thoughts too, such as love and patience and kindness toward others. Do you want to do the right things? Do you love God?

#### Debriefing

Allow response time as you ask: **How do you think Joseph felt when his father gave him a special coat? How did Joseph's dreams make his brothers and father feel? How do you think Joseph felt toward his brothers when they were jealous?**

**Why do you think God gave Joseph dreams? I'm so thankful that God gives us good gifts.**

**Remember our message . . .**



God gives us good gifts because He loves us.

**Say that with me.**

**Bible Study**

**You Need:**

☐ Bible

Open your Bible to Genesis 37:1-11. Point to the text and say:

**This is where today's story is found in God's Word, the Bible.** Read selected verses aloud, paraphrasing as necessary.

**Debriefing**

Allow response time as you ask: **Why was Joseph his father's favorite child? What did Joseph's father give him? How did that make his brothers feel?**


**What two dreams did Joseph have? Did he know what they meant? What did Joseph try to do all the time? Do you want to be like Joseph?**

**Memory Verse**

Turn to Matthew 7:11 and say: **This is where we find our memory verse in God's Word, the Bible.** Read the verse aloud: **"Your heavenly Father will give good things to those who ask him."** Then use the following to teach the memory verse:

**Your heavenly Father**

Point upward.



**will give good things**

Hands together, palms up then move away from body as if handing someone a gift.



**to those who ask him.**

Palms together as if praying.

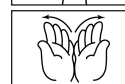


**Matthew 7:11**

Point upward.



Palms together, then open.



**You Need:**

☐ Bible

3

## Applying the Lesson

### A. God's Gifts

#### You Need:

- ☐ gift-wrapped box
- ☐ various pictures or objects

In advance, fill a gift-wrapped box (wrapped so you can take the lid off) with pictures of objects that represent gifts from God (animals, family, nature, good health, love, home, food, water, helpfulness, patience, clothes, sympathy toward others, toys, etc.).

Allow response time as you ask: **Do you know that God gives you gifts? Do they always come wrapped up in boxes with pretty paper and bows or ribbons?** (no) **But all of God's gifts are good gifts!**

**What are some gifts God has given you? I need some helpers to find some things in this box that are gifts from God.** As each item is taken out, ask the children what it represents.

#### Debriefing

Allow response time as you ask: **When do people give you gifts? What is the best gift anyone has ever given you? What is the best gift God has given you?**

Say: **God loves you so much that He gives you good gifts. Did you know He gives you the gift of having good thoughts too, as He gave to Joseph? Things like love, patience, kindness, joy, and helpfulness toward others who aren't very nice to us are all gifts from God. And God especially wants you to have the gift of knowing that He loves you. Remember our message:**



God gives us good gifts because He loves us.

Say that with me.

### B. Look at the World

#### You Need:

- ☐ *Little Voices Praise Him* songbook

Ask: **Do you know that God gives you gifts? Do they always come wrapped up in boxes with pretty paper and bows**

**or ribbons?** (no) **But all of God's gifts are good gifts! What are some gifts God has given you?**

If possible, take a walk outside and have the children point out gifts from God in nature.

Say: **Let's sing together a song about things in the world God has given us.** Sing "Look, Look, Look at the World" (*Little Voices Praise Him*, no. 78). Have the children try making up new verses.

#### Debriefing

Allow response time as you ask: **When do people give you gifts? What is the best gift you have ever received? What is the best gift God has given you?**

Say: **God loves you so much that He gives you good gifts, just as He gave to Joseph. He gives you the gift of having good thoughts too. Things like love, patience, kindness, joy, and helpfulness toward others, even those who aren't very nice to us are all gifts from God. And God especially wants you to have the gift of knowing that He loves you. Remember our message:**



God gives us good gifts because He loves us.

Say that with me.

## 4

## Sharing the Lesson

## Fancy Coat

## You Need:

- ☐ fancy coat pattern (see p. 145)
- ☐ paper
- ☐ scissors
- ☐ pencil
- ☐ art supplies
- ☐ glue

Copy the fancy coat pattern (see p. 145) for each child. Art supplies could include buttons, yarn, small pieces of fabric, glitter, crayons, etc.

Say: **This is going to be your fancy coat, just like Joseph was given a fancy coat by his father. Your memory verse is written on it. Do you remember it? Let's read it together: "Your heavenly Father will give good things to those who ask him."**

Have an adult help you write on the back of it a favorite gift that God has given to you. Then decorate your fancy coat.

## Debriefing

Allow response time as you ask:

**What gifts did God give Joseph?** (parents, family, dreams, good thoughts, etc.)

Say: **Take your fancy coat home and share it with someone this week. Tell them about Joseph and the gifts God gave him. Do you remember what they were?** (a loving father and good thoughts)

**You can also tell them about the favorite gift God has given you, the one you wrote on the back of your fancy coat. And so this week remember:**



God gives us good gifts because He loves us.

Say that with me one more time.

## Closing

Say: **Dear Jesus, thank You for all the gifts You give us. Help us always to be thankful. We love You. Amen.**



STUDENT LESSON

# A Special Coat

## References

Genesis 37:1-11;  
Patriarchs and  
Prophets, pp. 208-  
210

## Memory Verse

"Your heavenly  
Father will give  
good things to  
those who ask  
him" (Matthew  
7:11, ICB).

## The Message

God gives us  
good gifts  
because He  
loves us.

*Think about a favorite gift your mom or dad has given you. Joseph's father gave him a special gift. And so did God.*

Joseph stuck his whole head down into the water. He came up sputtering and laughing. The cool water felt so good! Taking care of sheep all day was a dusty business. Joseph shook his head back and forth. Little drops of water flew everywhere.

"Hey! Watch what you're doing!" his brother Reuben yelled at him.

"Is that Joseph?" their father called. "Where is my son Joseph?"

Jacob had many sons, but he loved his son Joseph most. Father Jacob was old and his young son gave him a lot of happiness. Joseph wasn't like his 10 older brothers. They quarreled, and sometimes caused their father problems. Joseph was gentle, and he always told the truth. He was full of joy, and he made his father smile.

Joseph hurried to see what his father wanted. Jacob had a special gift for Joseph, a beautiful new coat. Made from many different colors, it was the kind a ruler or other special person would wear. Joseph slipped his arms into the coat. He ran his hand over the soft fabric. "Thank you, Father," he whispered. He especially liked the bright colors.

Joseph's big brothers may have frowned at him. Why was he so special? Why did he always get presents from

their father? The jealous brothers grumbled among themselves.

One night Joseph had an unusual dream. The next day he told it to his brothers. "We were in the field tying bundles of wheat together. My bundle

stood up, and your bundles of wheat bowed down to mine."

"Do you really think we would ever bow down to you?" the brothers scowled. Again they grumbled among themselves.


Later Joseph had another dream. He told his brothers and his father about this dream too. "I saw the sun, the moon, and 11 stars bow

down to me," he said.

Father Jacob gently scolded Joseph. "Do you really think that your mother and your brothers and I will bow down to you?" he asked. No one understood what Joseph's dreams meant. But Jacob did not forget. Years later he would remember and understand.

Joseph was blessed to receive many gifts from God. God blessed Joseph with the gift of dreams that he would one day understand.

God loves you and blesses you with many gifts too. He gives you good thoughts. He will always help you do the right things.



# Do and Say

## Sabbath

Each day this week, read the lesson story together and review the memory verse.

**Your heavenly . . . . .** Point upward.

**Father**

**will give good . . . . .** Hands together, palms up;  
**things** then move away from  
body.

**to those who ask . . .** Palms together as if praying.  
**him. . . . .** Point upward.

**Matthew 7:11 . . . . .** Palms together, then open.

## Sunday

Read Genesis 37:1-11 together. Ask: How old was Joseph? Practice counting to 17. How did Joseph's brothers feel about him? Why?

Have your child color a coloring book page but use only one color. Afterward, ask: How does your picture look? Aren't you glad God made different colors?

Take a walk outside and have your child point out colorful gifts from God in nature.

## Monday

Name a color and have your child find three things of that color. Repeat several times, naming different colors.



## Tuesday

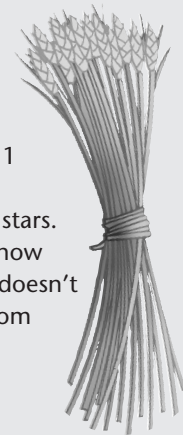
Sing thank-you songs and help your child name things for which they are thankful.

Let your child tell about a favorite gift God has given him or her. Give your child a hug as you thank God for them.

## Wednesday

Draw Joseph's dreams: one sheaf of grain straight, 11 sheaves bowing to it; the sun, moon, and 11 stars bowing to Joseph.

At night, look at the moon and stars. Talk about how far away they are, how hot the sun is, and how the moon doesn't make its own light but gets light from the sun. Thank God for them.



## Thursday

Encourage your child to share their "Fancy Coat" made in Sabbath School with someone as they tell them the lesson story. Their favorite gift from God is written on the back. Ask what it is.

Name and count some colors. What colors do you think were in Joseph's coat?

## Friday

Help your child act out the Bible story with your family for evening

worship.

Sing songs of praise for God's gifts. Thank God for His love and the gifts He gives us. Have each family member name a specific gift.