

REFERENCES: GENESIS 30:22-24; 37:1-3; PATRIARCHS AND PROPHETS, P. 209.

Joseph's New Coat

Memory Verse:

"[God] cares for you" 1 PETER 5:7, NIV.

The Message:

God loves and cares for me.

Parents:

By the end of the month, you can help your child
Know that God cares for them.

Feel secure because God loves them.


Respond by thanking Jesus and God for gifts of love and care.



See the pretty gift. Who gives special gifts every day? God does! He gives good gifts every day. In this Bible story Joseph gets a gift.

Daddy Jacob is happy. (*Point to the father.*) Mommy Rachel is happy. (*Point to the mother.*) They are happy because they have a new baby. (*Point to the baby.*) “Thank You, God, for Baby Joseph,” they pray. “Joseph is God’s gift to our family.” (*Whisper in child’s ear.*) You are God’s gift to our family.









See Joseph
walk. Joseph
is growing big. His
daddy loves him. His
mommy loves him.
God loves him. God
watches over him
everywhere he goes.

Who loves you?
(Hug child; twirl
around.) God does!
And I do! You are
special to our family.
(Repeat hugs.)

See Joseph.
He is a big,
big boy now. God
goes with Joseph
everywhere he goes.

See Jacob work.
See the servants help.
They make yarn from
the sheep's wool. They
make pretty yarn for
Joseph's gift. Joseph
helps the servant make
pretty yarn. The yarn
is in bright colors.
(Show colorful yarn.)










See the pretty wool. (*Point to colorful wool.*) Comb the pretty wool. (*Pretend to comb with open fingers.*) Make a coat for Joseph.

Spin some yarn. (*Rub hands together.*) Weave the threads. (*Weave right index finger over and under fingers of left hand.*) Make a coat for Joseph.




Cutting, cutting.
(Move fingers
like scissors.) Make
a coat for Joseph.

Sewing, sewing.
(Make sewing motions.)
Sew the pretty cloth.
Make a coat for Joseph.
A coat of bright colors
for Joseph. (Point to
colors.)









See the new coat.
See all the bright
colors in the coat. The
coat is for Joseph.

“Thank you, thank
you, Father,” says
Joseph. “I like my
new coat.”

“Father loves
Joseph very much,”
the brothers say. “That
is a very special coat.”



Hop, Joseph!
Hop and
twirl! Hop in the
new coat. A gift of
love for Joseph.

(*To child.*) What
do you have that is
special? (*Hop and
twirl for a gift the
child names.*) Thank
You, Jesus, for special
gifts. Go with us
everywhere we go
today.





Do & Say

Look for pictures of lambs and sheep. Help your child count them. Make sheep sounds. Thank Jesus for woolly sheep.

Sing the memory verse song with your child that you learned in Sabbath School. (See page 61.)

Gather the family's sweaters, coats, or robes. Help your child name the colors. Let your child decide whose is the most colorful.



Take your child to a petting zoo or farm and touch real sheep.

Let your child look through their Sabbath clothes. Which item does he or she like best? Ask: What color is it?

Place items to represent gifts from Jesus (food, shoes, toy stuffed animals, etc.) in a gift-wrapped box. Let your child remove one at a time and name them. Thank Jesus for each gift.

Let your child add the soap to your laundry water.



Let your child feel cloth or clothing that has different textures and tell how they feel. Include wool, if possible.

Help your child grow like a plant. Squat down low and slowly stand up to grow tall as you spray water from a spray bottle.

Visit a clothing store and give your child some choices. Let him or her select one colorful item.

Talk about and count on your child's fingers gifts from Jesus (family, friends, food, clothes, home, pets, etc.). Thank Jesus for each one.

Help your child identify the colors of their Sabbath clothing.



Let your child help collect his or her clothing for washing. When they are clean, let your child help fold and put them away.

Let your child jump, walk, run, lie down, sit. Each time say: "Jesus is with you when you _____."

Blow up two or three balloons. Have your child identify the colors.