
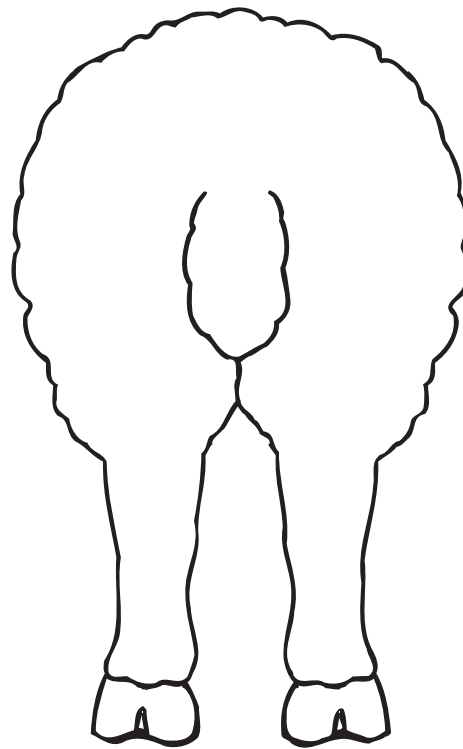




## LESSON 1

### **Make and Take: Toilet Roll Sheep** **Lesson 1 - Week 1**



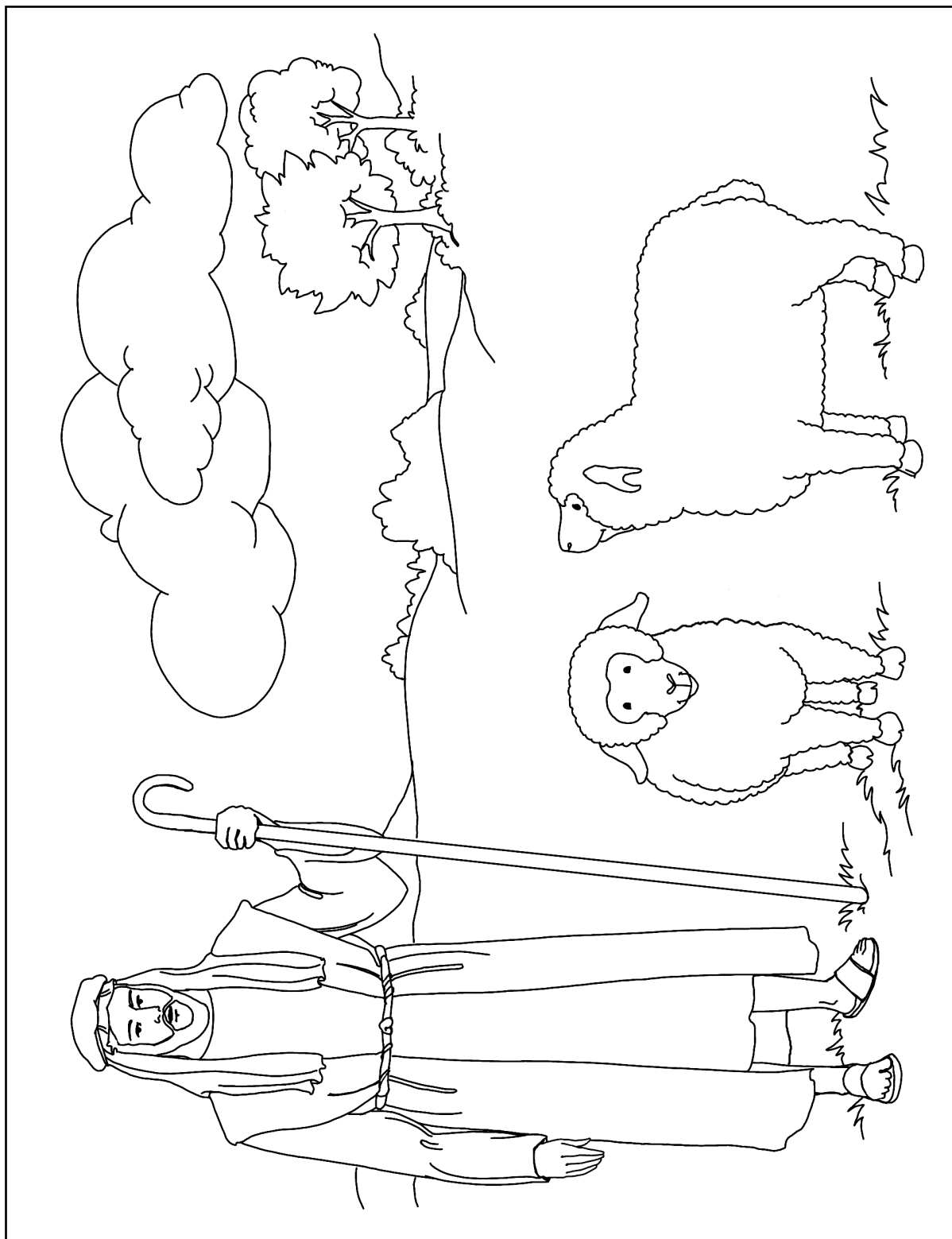
Permission to photocopy this page is granted for local church use only. Copyright © 2003 General Conference Corporation of Seventh-day Adventists®.

**Make and Take: Sheep Mask**  
**Lesson 1 - Week 2**



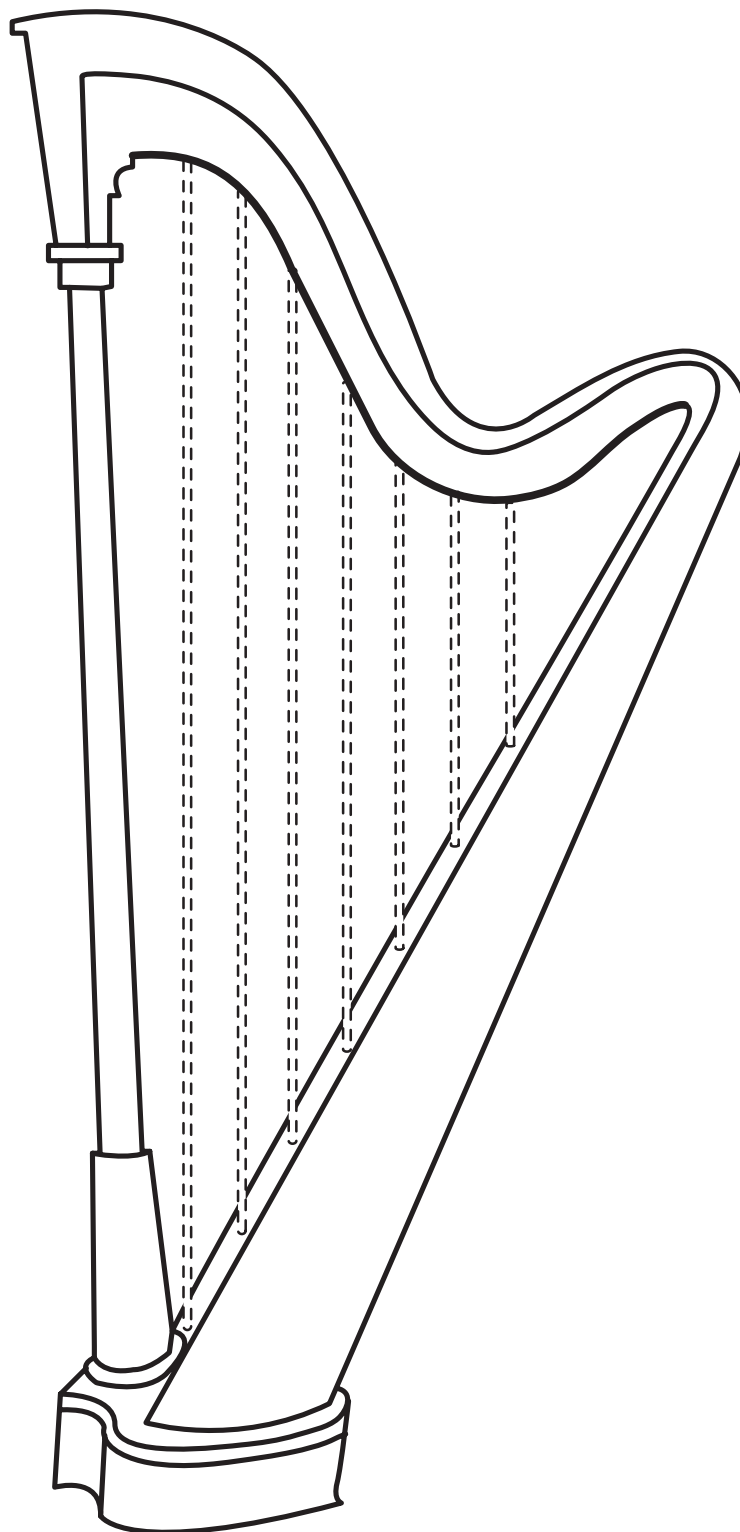
## LESSON 1

### Make and Take: Shepherd's Scene Lesson 1 - Week 4



Permission to photocopy this page is granted for local church use only. Copyright © 2003 General Conference Corporation of Seventh-day Adventists®.


**David's Harp**  
**Lesson 1**



Permission to photocopy this page is granted for local church use only. Copyright © 2003 General Conference Corporation of Seventh-day Adventists®.



## LESSON 2

### **Make and Take: Angel Sticks** **Lesson 2 – Week 2**



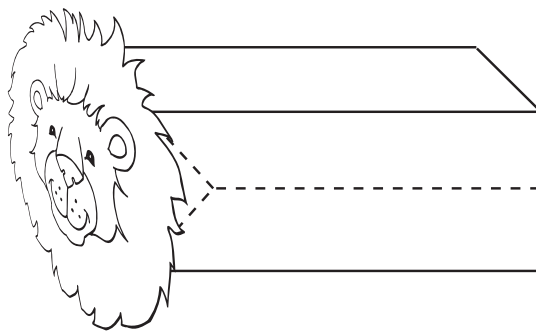

Permission to photocopy this page is granted for local church use only. Copyright © 2003 General Conference Corporation of Seventh-day Adventists®.

**Make and Take: Toilet Paper Roll Lion**  
**Lesson 2 - Week 4**



## LESSON 2

### **Make and Take: Lunch-Sack Lion Puppet** **Lesson 2 – Week 5**



Permission to photocopy this page is granted for local church use only. Copyright © 2003 General Conference Corporation of Seventh-day Adventists®.

**Song and Motions: Daniel Prayed**  
**Lesson 2 – Experiencing the Story**

# Daniel Prayed

BASED ON DAN. 6:10

RENÉ ALEXENKO EVANS

Chords: F Gm C7 F

Dan - iel went to his room three times a day to pray.

Sing the memory verse song, "Daniel Prayed," using the motions.

**Daniel went**



(Index finger points away from the body.)

**to his room**



(Place the palm of one hand against the back of the other with thumbs up; then open out [like doors opening].)

**three times a day**



(Hold up three fingers.)

**to pray.**



(Palms together, as if praying.)

—René Alexenko Evans



## LESSON 2

### Song and Music: May Your God Rescue You Lesson 2 - Experiencing the Story

## May Your God Rescue You

RENÉ ALEXENKO EVANS

RENÉ ALEXENKO EVANS

The musical score is written for piano in 4/4 time. It consists of two systems of music. The first system has two measures. The second system has four measures. The melody is in the right hand, and the bass line is in the left hand. Chords are indicated above the staff: Em for the first measure of both systems, Em for the second measure of the first system, and Em, B, and Em for the four measures of the second system. The lyrics are written below the staff.


Em Em

Dan - iel, you pray to your God three times a day.

Em Em B Em

May He stay with you and res - cue you from the li - ons.

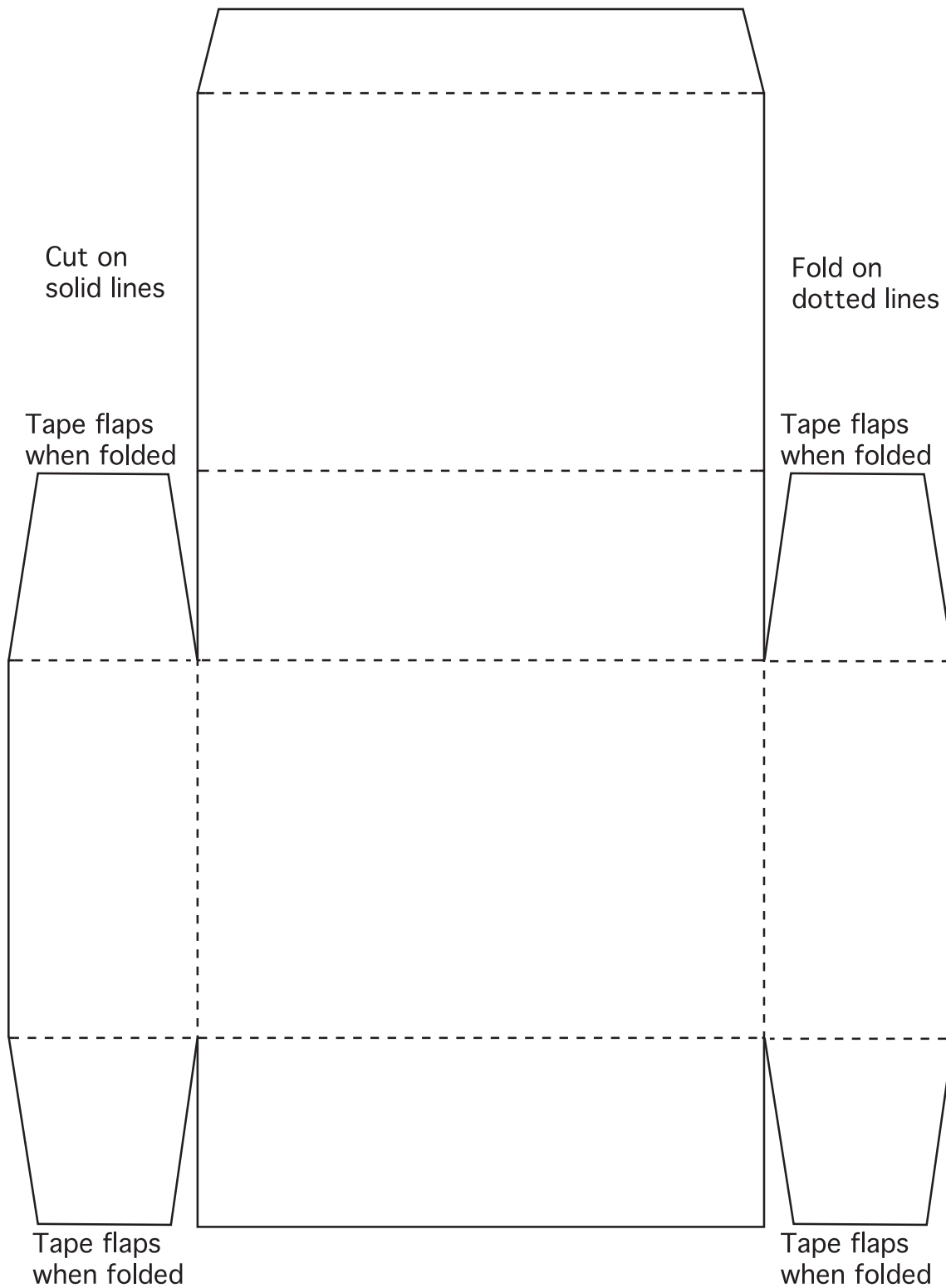
**Make and Take: Sheep Puppet**  
**Lesson 3 – Week 2**



Permission to photocopy this page is granted for local church use only. Copyright © 2003 General Conference Corporation of Seventh-day Adventists®.



## LESSON 3

### **Make and Take: Gifts From God** **Lesson 3 - Week 3**



Permission to photocopy this page is granted for local church use only. Copyright © 2003 General Conference Corporation of Seventh-day Adventists®.

**Make and Take: Joseph's Colorful Coat**  
**Lesson 3 - Week 5**



# LESSON 3

## Song and Motions: Jesus Cares for You Lesson 3 - Experiencing the Story

### Jesus Cares for You

92

1 PETER 5:7, ICB

BEGINNERS WRITERS GROUP / ARR. BY KENNETH D. LOGAN



Copyright © 2000 by General Conference Association of Seventh-day Adventists®.  
Arrangement copyright © 2001 by Review and Herald® Publishing Association.



**Jesus** *Point upward.*



**cares** *Cross arms over chest.*



**for you,** *Point to others.*



**Jesus** *Point upward.*



**cares** *Cross arms over chest.*



**for you.** *Point to others.*



**He** *Point upward.*



**cares** *Cross arms over chest.*



**for you.** *Point to others.*


Permission to photocopy this page is granted for local church use only. Copyright © 2000 General Conference Corporation of Seventh-day Adventists®.

**Song and Music: Ten Big Brothers**  
**Lesson 3 – Experiencing the Story**

# Ten Big Brothers

TRADITIONAL

RENÉ ALEXENKO EVANS



One bro-ther, two bro-thers, three big bro-thers, Four bro-thers, five bro-thers, six big bro-thers,  
sev-en bro-thers, eight bro-thers, nine big bro-thers, Ten big bro-thers for Jo-seph.

One brother, two brothers, three big brothers,  
Four brothers, five brothers, six big brothers,  
Seven brothers, eight brothers, nine big brothers,  
Ten big brothers for Joseph.